

Westside.

V.i.P.

by Wiemann



Model no. 320
White,
Handles ledges and
trims in chrome

Model no. 321
White,
Handles ledges and
trims in white

Model no. 322
White,
Handles ledges and
trims in black

Model no. 325
Havana finish,
Handles ledges
and trims in
chrome

Model no. 326
Havana finish,
Handles ledges
and trims in
havana finish

Model no. 327
Rustic oak repro.,
Handles ledges and
trims in chrome

Model no. 328
Dark rustic oak
finish,
Handles ledges and
trims in chrome

Model no. 338
Champagne finish,
Handles ledges and
trims in chrome

Model no. 339
Champagne finish,
Handles and trims in
Champagne finish

Interior finish:
Silver grey striped

Independent / non HDI
BLANK PRICE LIST
valid until 28.02.2025



Emissionsgeprüft
Schadstoffgeprüft
Regelmäßige
Produkt-
überwachung

www.tuv.com
ID 1111253053



Westside.

V.i.P.
by Wiemann



Emissionsgeprüft
Schadstoffgeprüft
Regelmäßige
Produkt-
überwachung

www.tuv.com
ID 1111253053



Westside.

V.i.P.
by Wiemann



Emissionsgeprüft
Schadstoffgeprüft
Regelmäßige
Produkt-
überwachung

www.tuv.com
ID 1111253053



Westside.

V.i.P.
by Wiemann



Emissionsgeprüft
Schadstoffgeprüft
Regelmäßige
Produkt-
überwachung

www.tuv.com
ID 1111253053



Westside.

V.i.P.

by Wiemann



Emissionsgeprüft
Schadstoffgeprüft
Regelmäßige
Produkt-
überwachung

www.tuv.com
ID 1111253053



Westside.

V.i.P.

by Wiemann



Emissionsgeprüft
Schadstoffgeprüft
Regelmäßige
Produkt-
überwachung

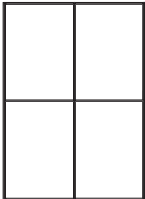
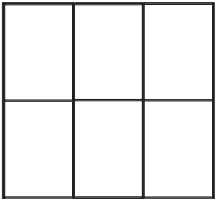
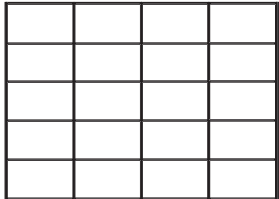
www.tuv.com
ID 1111253053



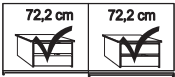
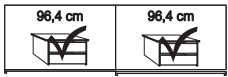




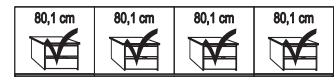
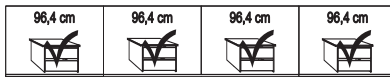
Sliding-door wardrobes, Height 217 cm
without cornice

Interior:

2 adjustable shelves, 1 clothes rail

Description	Dimensions cm		Front with 2 panels		Front with 5 panels		
	W	D	Art. no.	GBP	Art. no.	GBP	
 <p>Art. no. 116</p> <p>Wooden doors in carcase colour</p> <p>2 doors</p> <p>2 doors</p> <p>3 doors</p> <p>3 doors</p> <p>3 doors</p> <p>3 doors</p> <p>3 doors</p>	150	67	115		123		
	200	67	116		124		
	225	67	117		125		
	250	67	118		126		
	280	67	119		127		
	300	67	120		128		
	 <p>Art. no. 120</p> <p>- with synchronous opening</p> <p>4 doors</p>	330	67	121		129	
		400	67	122		130	
		 <p>Art. no. 130</p>					





Plinth partition

 <p>72,2 cm 72,2 cm</p> <p>150 cm</p>	 <p>96,4 cm 96,4 cm</p> <p>200 cm</p>	 <p>72,2 cm 72,2 cm 72,2 cm</p> <p>225 cm</p>	 <p>80,1 cm 80,1 cm 80,1 cm</p> <p>250 cm</p>
 <p>96,4 cm 80,1 cm 96,4 cm</p> <p>280 cm</p>	 <p>96,4 cm 96,4 cm 96,4 cm</p> <p>300 cm</p>	 <p>80,1 cm 80,1 cm 80,1 cm 80,1 cm</p> <p>330 cm</p>	 <p>96,4 cm 96,4 cm 96,4 cm 96,4 cm</p> <p>400 cm</p>

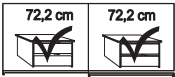
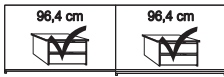




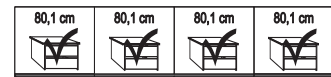
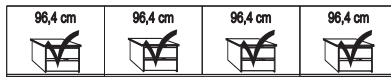
Sliding-door wardrobes, Height 217 cm
without cornice

Interior:

2 adjustable shelves, 1 clothes rail

Description	Dimensions cm		Front with 2 panels		Front with 5 panels	
	W	D	Art. no.	GBP	Art. no.	GBP
Wooden and crystal mirrored doors						
 Art. no. 132	2 doors	1 mirrored door left	150	67	131	149
	2 doors	1 mirrored door right	150	67	132	150
	2 doors	2 mirrored doors	150	67	133	151
	2 doors	1 mirrored door left	200	67	134	152
	2 doors	1 mirrored door right	200	67	135	153
	2 doors	2 mirrored doors	200	67	136	154
 Art. no. 137	3 doors	1 centre mirrored door	225	67	137	155
	3 doors	3 mirrored doors	225	67	138	156
	3 doors	1 centre mirrored door	250	67	139	157
	3 doors	3 mirrored doors	250	67	140	158
 Art. no. 144	3 doors	1 centre mirrored door	280	67	141	159
	3 doors	3 mirrored doors	280	67	142	160
	3 doors	1 centre mirrored door	300	67	143	161
	3 doors	3 mirrored doors	300	67	144	162
 Art.-Nr. 165	- with synchronous opening					
	4 doors	2 centre mirrored doors	330	67	145	163
	4 doors	4 mirrored doors	330	67	146	164
	4 doors	2 centre mirrored doors	400	67	147	165
4 doors	4 mirrored doors	400	67	148	166	





Plinth partition

 72,2 cm 72,2 cm 150 cm	 96,4 cm 96,4 cm 200 cm	 72,2 cm 72,2 cm 72,2 cm 225 cm	 80,1 cm 80,1 cm 80,1 cm 250 cm
 96,4 cm 80,1 cm 96,4 cm 280 cm	 96,4 cm 96,4 cm 96,4 cm 300 cm	 80,1 cm 80,1 cm 80,1 cm 80,1 cm 330 cm	 96,4 cm 96,4 cm 96,4 cm 96,4 cm 400 cm

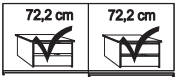
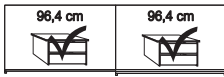




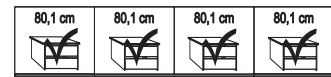
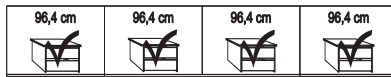
Sliding-door wardrobes, Height 217 cm
without cornice

Interior:

2 adjustable shelves, 1 clothes rail

Description	Dimensions cm		Front with 2 panels		Front with 5 panels	
	W	D	Art. no.	GBP	Art. no.	GBP
Wooden doors in carcass colour, Glass doors in white						
 Art. no. 169	2 doors 1 glass door left	150	67	167		185
	2 doors 1 glass door right	150	67	168		186
	2 doors 2 glass doors	150	67	169		187
	2 doors 1 glass door left	200	67	170		188
	2 doors 1 glass door right	200	67	171		189
	2 doors 2 glass doors	200	67	172		190
 Art. no. 175	3 doors 1 centre glass door	225	67	173		191
	3 doors 3 glass doors	225	67	174		192
	3 doors 1 centre glass door	250	67	175		193
	3 doors 3 glass doors	250	67	176		194
 Art. no. 198	3 doors 1 centre glass door	280	67	177		195
	3 doors 3 glass doors	280	67	178		196
	3 doors 1 centre glass door	300	67	179		197
	3 doors 3 glass doors	300	67	180		198
- with synchronous opening						
 Art. no. 184	4 doors 2 centre glass doors	330	67	181		199
	4 doors 4 glass doors	330	67	182		200
	4 doors 2 centre glass doors	400	67	183		201
	4 doors 4 glass doors	400	67	184		202


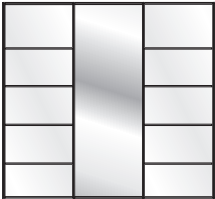

Plinth partition

 72,2 cm 72,2 cm 150 cm	 96,4 cm 96,4 cm 200 cm	 72,2 cm 72,2 cm 72,2 cm 225 cm	 80,1 cm 80,1 cm 80,1 cm 250 cm
 96,4 cm 80,1 cm 96,4 cm 280 cm	 96,4 cm 96,4 cm 96,4 cm 300 cm	 80,1 cm 80,1 cm 80,1 cm 80,1 cm 330 cm	 96,4 cm 96,4 cm 96,4 cm 96,4 cm 400 cm

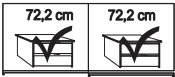
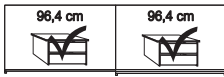




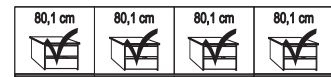
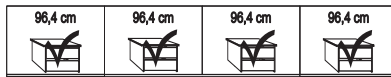
Sliding-door wardrobes, Height 217 cm
without cornice

Interior:





2 adjustable shelves, 1 clothes rail

Description	Dimensions cm		Front with 2 panels		Front with 5 panels	
	W	D	Art. no.	GBP	Art. no.	GBP
 Art. no. 257	Glass doors in white and crystal mirrored doors					
	2 doors	1 mirrored door left	150	67	255	265
	2 doors	1 mirrored door right	150	67	256	266
	2 doors	1 mirrored door left	200	67	257	267
 Art. no. 270	2 doors	1 mirrored door right	200	67	258	268
	3 doors	1 centre mirrored door	225	67	259	269
	3 doors	1 centre mirrored door	250	67	260	270
	3 doors	1 centre mirrored door	280	67	261	271
	3 doors	1 centre mirrored door	300	67	262	272
 Art. no. 263	- with synchronous opening					
	4 doors	2 centre mirrored doors	330	67	263	273
	4 doors	2 centre mirrored doors	400	67	264	274

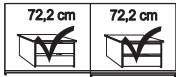
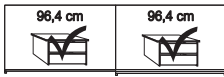

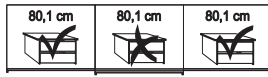


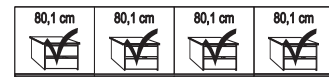
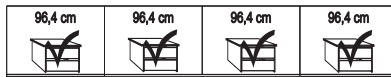
Plinth partition

 150 cm	 200 cm	 225 cm	 250 cm
 280 cm	 300 cm	 330 cm	 400 cm




Sliding-door wardrobes, Height 217 cm
without corniceInterior:
2 adjustable shelves, 1 clothes rail

Description	Dimensions cm		Front with 2 panels		Front with 5 panels	
	W	D	Art. no.	GBP	Art. no.	GBP
Wooden doors in carcass colour, Glass doors in havana						
 Art. no. 277	2 doors 1 glass door left	150	67	275		293
	2 doors 1 glass door right	150	67	276		294
	2 doors 2 glass doors	150	67	277		295
	2 doors 1 glass door left	200	67	278		296
	2 doors 1 glass door right	200	67	279		297
	2 doors 2 glass doors	200	67	280		298
 Art. no. 299	3 doors 1 centre glass door	225	67	281		299
	3 doors 3 glass doors	225	67	282		300
	3 doors 1 centre glass door	250	67	283		301
	3 doors 3 glass doors	250	67	284		302
 Art. no. 306	3 doors 1 centre glass door	280	67	285		303
	3 doors 3 glass doors	280	67	286		304
	3 doors 1 centre glass door	300	67	287		305
	3 doors 3 glass doors	300	67	288		306
 Art. no. 291	- with synchronous opening					
	4 doors 2 centre glass doors	330	67	289		307
	4 doors 4 glass doors	330	67	290		308
	4 doors 2 centre glass doors	400	67	291		309
4 doors 4 glass doors	400	67	292		310	

Plinth partition

 72,2 cm 72,2 cm 150 cm	 96,4 cm 96,4 cm 200 cm	 72,2 cm 72,2 cm 72,2 cm 225 cm	 80,1 cm 80,1 cm 80,1 cm 250 cm
 96,4 cm 80,1 cm 96,4 cm 280 cm	 96,4 cm 96,4 cm 96,4 cm 300 cm	 80,1 cm 80,1 cm 80,1 cm 80,1 cm 330 cm	 96,4 cm 96,4 cm 96,4 cm 96,4 cm 400 cm

Sliding-door wardrobes, Height 217 cm
without corniceInterior:
2 adjustable shelves, 1 clothes rail

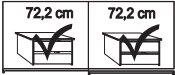
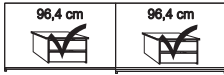




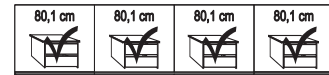
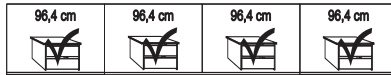
Description	Dimensions cm		Front with 2 panels		Front with 5 panels	
	W	D	Art. no.	GBP	Art. no.	GBP
 <p>Glass doors in havana and crystal mirrored doors</p>	2 doors	1 mirrored door left	150	67	311	324
	2 doors	1 mirrored door right	150	67	312	325
	2 doors	1 mirrored door left	200	67	313	326
	2 doors	1 mirrored door right	200	67	314	327
	3 doors	1 centre mirrored door	225	67	315	328
	3 doors	1 centre mirrored door	250	67	316	329
	3 doors	1 centre mirrored door	280	67	317	330
	3 doors	1 centre mirrored door	300	67	318	331
 <p>- with synchronous opening</p>	4 doors	2 centre mirrored doors	330	67	319	332
	4 doors	2 centre mirrored doors	400	67	323	333

Art. no. 312

Art. no. 330

Art. no. 332





Plinth partition

			
150 cm	200 cm	225 cm	250 cm
			
280 cm	300 cm	330 cm	400 cm









Sliding-door wardrobes, Height 217 cm
without cornice

Interior:

2 adjustable shelves, 1 clothes rail

Description	Dimensions cm		Front with 2 panels		Front with 5 panels	
	W	D	Art. no.	GBP	Art. no.	GBP
 Art. no. 395	Wooden doors in carcass colour, Glass doors in magnolia					
	2 doors	1 glass door left	150	67	393	411
	2 doors	1 glass door right	150	67	394	412
	2 doors	2 glass doors	150	67	395	413
	2 doors	1 glass door left	200	67	396	414
	2 doors	1 glass door right	200	67	397	415
 Art. no. 419	2 doors	2 glass doors	200	67	398	416
	3 doors	1 centre glass door	225	67	399	417
	3 doors	3 glass doors	225	67	400	418
	3 doors	1 centre glass door	250	67	401	419
 Art. no. 422	3 doors	3 glass doors	250	67	402	420
	3 doors	1 centre glass door	280	67	403	421
	3 doors	3 glass doors	280	67	404	422
	3 doors	1 centre glass door	300	67	405	423
 Art. no. 407	3 doors	3 glass doors	300	67	406	424
	- with synchronous opening					
	4 doors	2 centre glass doors	330	67	407	425
	4 doors	4 glass doors	330	67	408	426
	4 doors	2 centre glass doors	400	67	409	427
	4 doors	4 glass doors	400	67	410	428




Plinth partition

 150 cm	 200 cm	 225 cm	 250 cm
 280 cm	 300 cm	 330 cm	 400 cm

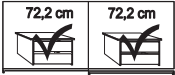
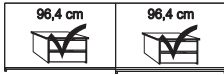




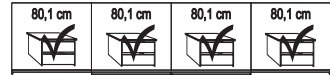
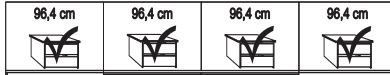
Sliding-door wardrobes, Height 217 cm
without cornice

Interior:

2 adjustable shelves, 1 clothes rail

Description	Dimensions cm		Front with 2 panels		Front with 5 panels	
	W	D	Art. no.	GBP	Art. no.	GBP
 Art. no. 429	Glass doors in magnolia and crystal mirrored doors					
	2 doors	1 mirrored door left	150	67	429	439
	2 doors	1 mirrored door right	150	67	430	440
	2 doors	1 mirrored door left	200	67	431	441
 Art. no. 443	2 doors	1 mirrored door right	200	67	432	442
	3 doors	1 centre mirrored door	225	67	433	443
	3 doors	1 centre mirrored door	250	67	434	444
	3 doors	1 centre mirrored door	280	67	435	445
	3 doors	1 centre mirrored door	300	67	436	446
 Art. no. 447	- with synchronous opening					
	4 doors	2 centre mirrored doors	330	67	437	447
	4 doors	2 centre mirrored doors	400	67	438	448





Plinth partition

			
150 cm	200 cm	225 cm	250 cm
			
280 cm	300 cm	330 cm	400 cm




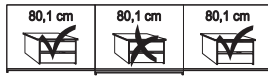




Sliding-door wardrobes, Height 217 cm
without cornice

Interior:

2 adjustable shelves, 1 clothes rail

Description	Dimensions cm		Front with 2 panels		Front with 5 panels	
	W	D	Art. no.	GBP	Art. no.	GBP
 Art. no. 035 Wooden doors in carcase colour, Glass doors in champagne 2 doors 1 glass door left 2 doors 1 glass door right 2 doors 2 glass doors 2 doors 1 glass door left 2 doors 1 glass door right 2 doors 2 glass doors	150	67	028		052	
	150	67	029		053	
	150	67	035		058	
	200	67	036		060	
	200	67	037		062	
	200	67	038		063	
 Art. no. 065 3 doors 1 centre glass door 3 doors 3 glass doors 3 doors 1 centre glass door 3 doors 3 glass doors	225	67	039		065	
	225	67	040		066	
	250	67	041		067	
	250	67	042		068	
 Art. no. 066 3 doors 1 centre glass door 3 doors 3 glass doors 3 doors 1 centre glass door 3 doors 3 glass doors	280	67	043		069	
	280	67	044		070	
	300	67	045		071	
	300	67	046		072	
 Art. no. 050 - with synchronous opening 4 doors 2 centre glass doors 4 doors 4 glass doors 4 doors 2 centre glass doors 4 doors 4 glass doors	330	67	047		073	
	330	67	049		074	
	400	67	050		075	
	400	67	051		076	


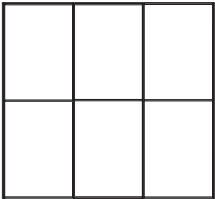
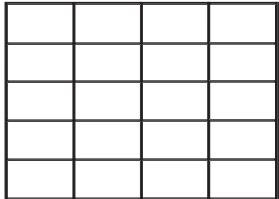
Plinth partition

 72,2 cm 72,2 cm 150 cm	 96,4 cm 96,4 cm 200 cm	 72,2 cm 72,2 cm 72,2 cm 225 cm	 80,1 cm 80,1 cm 80,1 cm 250 cm
 96,4 cm 80,1 cm 96,4 cm 280 cm	 96,4 cm 96,4 cm 96,4 cm 300 cm	 80,1 cm 80,1 cm 80,1 cm 80,1 cm 330 cm	 96,4 cm 96,4 cm 96,4 cm 96,4 cm 400 cm

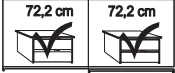





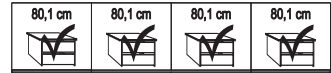
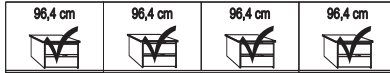
Sliding-door wardrobes, Height 236 cm
without cornice

Interior:

2 adjustable shelves, 1 clothes rail

Description	Dimensions cm		Front with 2 panels		Front with 5 panels	
	W	D	Art. no.	GBP	Art. no.	GBP
 <p>Art. no. 451</p> <p>Wooden doors in carcass colour</p>	2 doors	150	67	450		458
	2 doors	200	67	451		459
	3 doors	225	67	452		460
	3 doors	250	67	453		461
	3 doors	280	67	454		462
 <p>Art. no. 454</p> <p>- with synchronous opening</p>	3 doors	300	67	455		463
	4 doors	330	67	456		464
 <p>Art. no. 465</p>	4 doors	400	67	457		465





Plinth partition

 <p>72,2 cm 72,2 cm</p> <p>150 cm</p>	 <p>96,4 cm 96,4 cm</p> <p>200 cm</p>	 <p>72,2 cm 72,2 cm 72,2 cm</p> <p>225 cm</p>	 <p>80,1 cm 80,1 cm 80,1 cm</p> <p>250 cm</p>
 <p>96,4 cm 80,1 cm 96,4 cm</p> <p>280 cm</p>	 <p>96,4 cm 96,4 cm 96,4 cm</p> <p>300 cm</p>	 <p>80,1 cm 80,1 cm 80,1 cm 80,1 cm</p> <p>330 cm</p>	 <p>96,4 cm 96,4 cm 96,4 cm 96,4 cm</p> <p>400 cm</p>

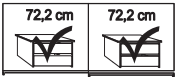
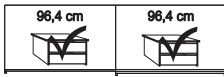




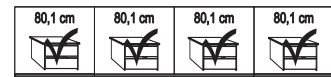
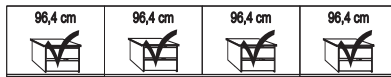
Sliding-door wardrobes, Height 236 cm
without cornice

Interior:





2 adjustable shelves, 1 clothes rail

Description	Dimensions cm		Front with 2 panels		Front with 5 panels	
	W	D	Art. no.	GBP	Art. no.	GBP
Wooden and crystal mirrored doors						
 Art. no. 467	2 doors	1 mirrored door left	150	67	466	485
	2 doors	1 mirrored door right	150	67	467	486
	2 doors	2 mirrored doors	150	67	468	487
	2 doors	1 mirrored door left	200	67	469	488
	2 doors	1 mirrored door right	200	67	470	489
	2 doors	2 mirrored doors	200	67	471	490
 Art. no. 472	3 doors	1 centre mirrored door	225	67	472	491
	3 doors	3 mirrored doors	225	67	473	492
	3 doors	1 centre mirrored door	250	67	474	493
	3 doors	3 mirrored doors	250	67	475	494
 Art. no. 478	3 doors	1 centre mirrored door	280	67	477	495
	3 doors	3 mirrored doors	280	67	478	496
	3 doors	1 centre mirrored door	300	67	479	497
	3 doors	3 mirrored doors	300	67	480	498
 Art.-Nr. 501	- with synchronous opening					
	4 doors	2 centre mirrored doors	330	67	481	499
	4 doors	4 mirrored doors	330	67	482	500
	4 doors	2 centre mirrored doors	400	67	483	501
4 doors	4 mirrored doors	400	67	484	502	

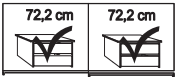
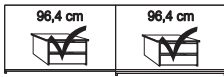




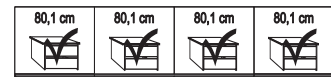
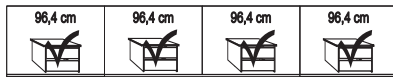
Plinth partition

 72,2 cm 72,2 cm 150 cm	 96,4 cm 96,4 cm 200 cm	 72,2 cm 72,2 cm 72,2 cm 225 cm	 80,1 cm 80,1 cm 80,1 cm 250 cm
 96,4 cm 80,1 cm 96,4 cm 280 cm	 96,4 cm 96,4 cm 96,4 cm 300 cm	 80,1 cm 80,1 cm 80,1 cm 80,1 cm 330 cm	 96,4 cm 96,4 cm 96,4 cm 96,4 cm 400 cm

Sliding-door wardrobes, Height 236 cm
without corniceInterior:
2 adjustable shelves, 1 clothes rail

Description	Dimensions cm		Front with 2 panels		Front with 5 panels	
	W	D	Art. no.	GBP	Art. no.	GBP
Wooden doors in carcass colour, Glass doors in white						
 Art. no. 508	2 doors 1 glass door left	150	67	503		521
	2 doors 1 glass door right	150	67	504		522
	2 doors 2 glass doors	150	67	505		523
	2 doors 1 glass door left	200	67	506		524
	2 doors 1 glass door right	200	67	507		525
	2 doors 2 glass doors	200	67	508		526
 Art. no. 511	3 doors 1 centre glass door	225	67	509		527
	3 doors 3 glass doors	225	67	510		528
	3 doors 1 centre glass door	250	67	511		529
	3 doors 3 glass doors	250	67	512		530
 Art. no. 534	3 doors 1 centre glass door	280	67	513		531
	3 doors 3 glass doors	280	67	514		532
	3 doors 1 centre glass door	300	67	515		533
	3 doors 3 glass doors	300	67	516		534
- with synchronous opening						
 Art. no. 520	4 doors 2 centre glass doors	330	67	517		535
	4 doors 4 glass doors	330	67	518		536
	4 doors 2 centre glass doors	400	67	519		537
	4 doors 4 glass doors	400	67	520		538




Plinth partition

 72,2 cm 72,2 cm 150 cm	 96,4 cm 96,4 cm 200 cm	 72,2 cm 72,2 cm 72,2 cm 225 cm	 80,1 cm 80,1 cm 80,1 cm 250 cm
 96,4 cm 80,1 cm 96,4 cm 280 cm	 96,4 cm 96,4 cm 96,4 cm 300 cm	 80,1 cm 80,1 cm 80,1 cm 80,1 cm 330 cm	 96,4 cm 96,4 cm 96,4 cm 96,4 cm 400 cm

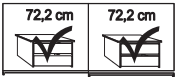
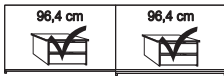




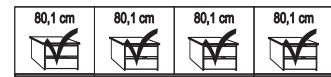
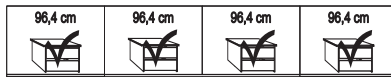
Sliding-door wardrobes, Height 236 cm
without cornice

Interior:

2 adjustable shelves, 1 clothes rail

Description	Dimensions cm		Front with 2 panels		Front with 5 panels	
	W	D	Art. no.	GBP	Art. no.	GBP
 <p>Art. no. 541</p> <p>Glass doors in white and crystal mirrored doors</p>	2 doors	1 mirrored door left	150	67	539	549
	2 doors	1 mirrored door right	150	67	540	550
	2 doors	1 mirrored door left	200	67	541	551
	2 doors	1 mirrored door right	200	67	542	552
 <p>Art. no. 553</p>	3 doors	1 centre mirrored door	225	67	543	553
	3 doors	1 centre mirrored door	250	67	544	554
	3 doors	1 centre mirrored door	280	67	545	555
	3 doors	1 centre mirrored door	300	67	546	556
 <p>Art. no. 548</p> <p>- with synchronous opening</p>	4 doors	2 centre mirrored doors	330	67	547	557
	4 doors	2 centre mirrored doors	400	67	548	558




Plinth partition

			
150 cm	200 cm	225 cm	250 cm
			
280 cm	300 cm	330 cm	400 cm

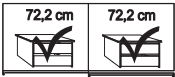
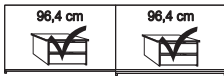




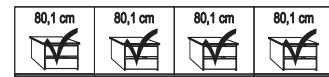
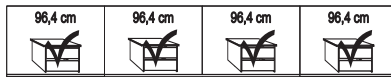
Sliding-door wardrobes, Height 236 cm
without cornice

Interior:

2 adjustable shelves, 1 clothes rail

Description	Dimensions cm		Front with 2 panels		Front with 5 panels	
	W	D	Art. no.	GBP	Art. no.	GBP
Wooden doors in carcass colour, Glass doors in havana						
	2 doors 1 glass door left	150	67	559		577
	2 doors 1 glass door right	150	67	560		578
	2 doors 2 glass doors	150	67	561		579
	2 doors 1 glass door left	200	67	562		580
	2 doors 1 glass door right	200	67	563		581
	2 doors 2 glass doors	200	67	564		582
Art. no. 561						
	3 doors 1 centre glass door	225	67	565		583
	3 doors 3 glass doors	225	67	566		584
	3 doors 1 centre glass door	250	67	567		585
Art. no. 583						
	3 doors 3 glass doors	250	67	568		586
	3 doors 1 centre glass door	280	67	569		587
	3 doors 3 glass doors	280	67	570		588
	3 doors 1 centre glass door	300	67	571		589
	3 doors 3 glass doors	300	67	572		590
Art. no. 588						
	- with synchronous opening					
	4 doors 2 centre glass doors	330	67	573		591
	4 doors 4 glass doors	330	67	574		592
	4 doors 2 centre glass doors	400	67	575		593
Art. no. 573						
	4 doors 4 glass doors	400	67	576		594




Plinth partition

			
150 cm	200 cm	225 cm	250 cm
			
280 cm	300 cm	330 cm	400 cm


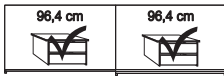




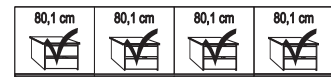
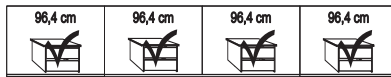
Sliding-door wardrobes, Height 236 cm
without cornice

Interior:

2 adjustable shelves, 1 clothes rail

Description	Dimensions cm		Front with 2 panels		Front with 5 panels	
	W	D	Art. no.	GBP	Art. no.	GBP
 <p>Glass doors in havana and crystal mirrored doors</p>	2 doors	1 mirrored door left	150	67	595	605
	2 doors	1 mirrored door right	150	67	596	606
	2 doors	1 mirrored door left	200	67	597	607
	2 doors	1 mirrored door right	200	67	598	608
	3 doors	1 centre mirrored door	225	67	599	609
	3 doors	1 centre mirrored door	250	67	600	610
	3 doors	1 centre mirrored door	280	67	601	611
	3 doors	1 centre mirrored door	300	67	602	612
 <p>- with synchronous opening</p>	4 doors	2 centre mirrored doors	330	67	603	613
	4 doors	2 centre mirrored doors	400	67	604	614
Art. no. 596						
Art. no. 610						
Art. no. 613						





Plinth partition

			
150 cm	200 cm	225 cm	250 cm
			
280 cm	300 cm	330 cm	400 cm

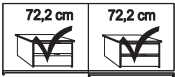
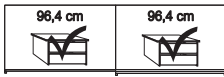

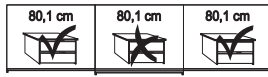


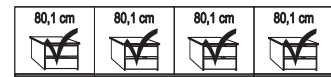
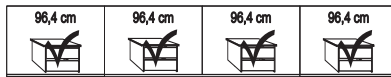
Sliding-door wardrobes, Height 236 cm without cornice

Interior:

2 adjustable shelves, 1 clothes rail

Description	Dimensions cm		Front with 2 panels		Front with 5 panels	
	W	D	Art. no.	GBP	Art. no.	GBP
Wooden doors in carcass colour, Glass doors in magnolia						
 Art. no. 671	2 doors 1 glass door left	150	67	671		689
	2 doors 1 glass door right	150	67	672		690
	2 doors 2 glass doors	150	67	673		691
	2 doors 1 glass door left	200	67	674		692
	2 doors 1 glass door right	200	67	675		693
	2 doors 2 glass doors	200	67	676		694
 Art. no. 695	3 doors 1 centre glass door	225	67	677		695
	3 doors 3 glass doors	225	67	678		696
	3 doors 1 centre glass door	250	67	679		697
	3 doors 3 glass doors	250	67	680		698
 Art. no. 700	3 doors 1 centre glass door	280	67	681		699
	3 doors 3 glass doors	280	67	682		700
	3 doors 1 centre glass door	300	67	683		701
	3 doors 3 glass doors	300	67	684		702
 Art. no. 685	- with synchronous opening					
	4 doors 2 centre glass doors	330	67	685		703
	4 doors 4 glass doors	330	67	686		704
	4 doors 2 centre glass doors	400	67	687		705
4 doors 4 glass doors	400	67	688		706	




Plinth partition

 150 cm	 200 cm	 225 cm	 250 cm
 280 cm	 300 cm	 330 cm	 400 cm









Sliding-door wardrobes, Height 236 cm without cornice

Interior:

2 adjustable shelves, 1 clothes rail

Description	Dimensions cm		Front with 2 panels		Front with 5 panels		
	W	D	Art. no.	GBP	Art. no.	GBP	
 Glass doors in magnolia and crystal mirrored doors Art. no. 707	2 doors	1 mirrored door left	150	67	707	717	
	2 doors	1 mirrored door right	150	67	708	718	
	2 doors	1 mirrored door left	200	67	709	719	
	2 doors	1 mirrored door right	200	67	710	720	
	3 doors	1 centre mirrored door	225	67	711	721	
 Art. no. 721	3 doors	1 centre mirrored door	250	67	712	722	
	3 doors	1 centre mirrored door	280	67	713	723	
	3 doors	1 centre mirrored door	300	67	714	724	
	- with synchronous opening						
	4 doors	2 centre mirrored doors	330	67	715	725	
 Art. no. 725	4 doors	2 centre mirrored doors	400	67	716	726	





Plinth partition

 150 cm	 200 cm	 225 cm	 250 cm
 280 cm	 300 cm	 330 cm	 400 cm

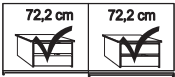
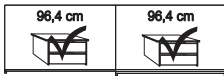

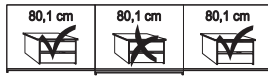


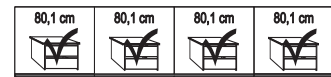
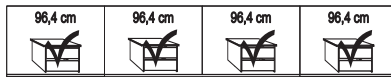
Sliding-door wardrobes, Height 236 cm
without cornice

Interior:

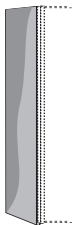

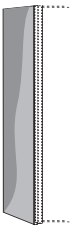

2 adjustable shelves, 1 clothes rail

Description	Dimensions cm		Front with 2 panels		Front with 5 panels	
	W	D	Art. no.	GBP	Art. no.	GBP
 Art. no. 079	2 doors 1 glass door left	150	67	077	097	
	2 doors 1 glass door right	150	67	078	098	
	2 doors 2 glass doors	150	67	079	099	
	2 doors 1 glass door left	200	67	080		101
	2 doors 1 glass door right	200	67	081		102
	2 doors 2 glass doors	200	67	082		103
 Art. no. 112	3 doors 1 centre glass door	225	67	083		104
	3 doors 3 glass doors	225	67	084		105
	3 doors 1 centre glass door	250	67	085		112
	3 doors 3 glass doors	250	67	088		113
 Art. no. 203	3 doors 1 centre glass door	280	67	089		114
	3 doors 3 glass doors	280	67	090		203
	3 doors 1 centre glass door	300	67	091		204
	3 doors 3 glass doors	300	67	092		205
 Art. no. 095	- with synchronous opening					
	4 doors 2 centre glass doors	330	67	093		206
	4 doors 4 glass doors	330	67	094		207
	4 doors 2 centre glass doors	400	67	095		208
4 doors 4 glass doors	400	67	096		209	




Plinth partition

 72,2 cm 72,2 cm 150 cm	 96,4 cm 96,4 cm 200 cm	 72,2 cm 72,2 cm 72,2 cm 225 cm	 80,1 cm 80,1 cm 80,1 cm 250 cm
 96,4 cm 80,1 cm 96,4 cm 280 cm	 96,4 cm 96,4 cm 96,4 cm 300 cm	 80,1 cm 80,1 cm 80,1 cm 80,1 cm 330 cm	 96,4 cm 96,4 cm 96,4 cm 96,4 cm 400 cm

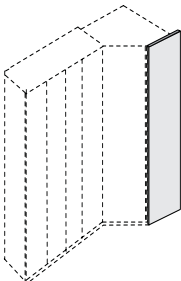

Glass overlay for side panels

Description			Dimensions		Height 216 cm		Height 236 cm				
			W	D	Art. no.	GBP	Art. no.	GBP			
		- for sliding-door wardrobes 2-doors									
		Glass white	item left	56	1,8	006		018			
			item right	56	1,8	007		019			
			pair	61	1,8	008		020			
		Glass havana	item left	56	1,8	012		024			
			item right	56	1,8	013		025			
			pair	61	1,8	014		026			
		Magnolia glass	item left	56	1,8	015		034			
			item right	56	1,8	016		032			
			pair	61	1,8	017		033			
		Glass champagne	item left	56	216	237		240			
			item right	56	216	238		241			
			pair	61	216	239		242			
				- for sliding-door wardrobes 3- and 4-doors							
				Glass white	piece	56	216	216		224	
					pair	56	216	217		225	
Glass havana	piece			56	216	220		228			
	pair			56	216	221		229			
Magnolia glass	piece			56	216	222		230			
	pair			56	216	223		231			
Glass champagne	piece			56	216	232		235			
	pair			56	216	233		236			

Corner units

Description	Dimensions		Height 216 cm		Height 236 cm	
	W	D	Art. no.	GBP	Art. no.	GBP
 <p>Extended corner unit</p> <p>1 door - Front in carcass colour</p> <p>1 door - Front glass white</p> <p>1 door - Front glass magnolia</p> <p>1 door - Front glass havana</p> <p>1 door - Front glass champagne</p> <p>1 door - Front with parsol bronze mirror glass</p> <p>1 door - Front crystal mirror</p>	93	93	946		953	
	93	93	947		954	
	93	93	949		956	
	93	93	950		957	
	93	93	984		985	
	93	93	951		958	
	93	93	952		959	
	<p>Interior: 2 adjustable shelves, 1 clothes rail</p>					
  <p>Walk-in corner unit</p> <p>2 doors - Front in carcass colour</p> <p>2 doors - Front glass white</p> <p>2 doors - Front glass magnolia</p> <p>2 doors - Front glass havana</p> <p>2 doors - Front glass champagne</p> <p>2 doors - Front with parsol bronze mirror glass</p> <p>2 doors - Front crystal mirror</p>	130	127	960		967	
	130	127	961		968	
	130	127	963		970	
	130	127	964		971	
	130	127	986		987	
	130	127	965		972	
	130	127	966		973	
	<p>Interior: laundry compartments, clothes rail, interior mirror, lighting</p>					
<p>This product contains a light device of energy efficiency class G</p>						

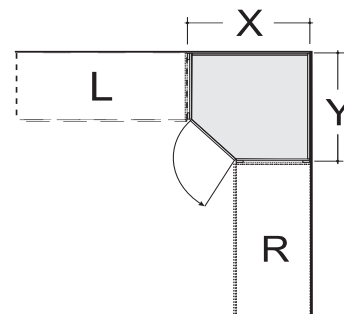
Corner units

Description	Dimensions		Height 216 cm		Height 236 cm	
	W	D	Art. no.	GBP	Art. no.	GBP
 <p>End panel for extended and walk-in corner unit, can be used on right and left</p> <p>Carcase colour</p> <p>Glass white</p> <p>Magnolia glass</p> <p>Glass havana</p> <p>Glass champagne</p> <p> Required with a final extended corner unit. If a corner unit stands separately, 2 outer sides are required.</p>						
	56	1,5	974		979	
	56	1,5	975		980	
	56	1,5	977		982	
	56	1,5	978		983	
	56	1,5	988		989	

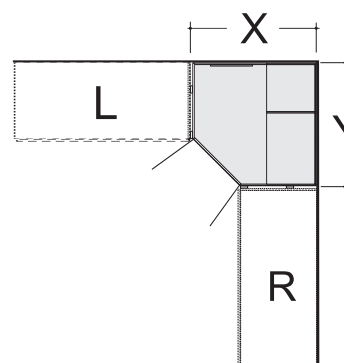
Size over view for corner robe

Due to different depth dimensions
there are different space requirements:

Wardrobe Side L	Wardrobe Side R	Required space for extended corner unit
Hinged-door - Combi wardrobe from EASTSIDE range	Sliding-door wardrobe, 2-4 doors	X = 98,0 cm Y = 94,2 cm
Sliding-door wardrobe, 2 doors	Hinged-door - Combi wardrobe from EASTSIDE range	X = 94,2 cm Y = 101,0 cm
Sliding-door wardrobe, 3-4 doors	Hinged-door - Combi wardrobe from EASTSIDE range	X = 94,2 cm Y = 98,0 cm
Sliding-door wardrobe, 2 doors	Sliding-door wardrobe, 2-4 doors	X = 99,2 cm Y = 102,2 cm
Sliding-door wardrobe, 3-4 doors	Sliding-door wardrobe, 2-4 doors	X = 99,2 cm Y = 99,2 cm



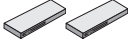

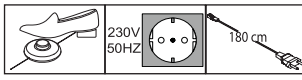
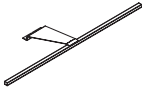
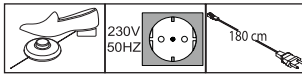



Wardrobe Side L	Wardrobe Side R	Required space for walk-in corner unit
Hinged-door - Combi wardrobe from EASTSIDE range	Sliding-door wardrobe, 2-4 doors	X = 134,4 cm Y = 126,9 cm
Sliding-door wardrobe, 2 doors	Hinged-door - Combi wardrobe from EASTSIDE range	X = 130,6 cm Y = 134,2 cm
Sliding-door wardrobe, 3-4 doors	Hinged-door - Combi wardrobe from EASTSIDE range	X = 130,6 cm Y = 131,2 cm
Sliding-door wardrobe, 2 doors	Sliding-door wardrobe, 2-4 doors	X = 135,6 cm Y = 135,4 cm
Sliding-door wardrobe, 3-4 doors	Sliding-door wardrobe, 2-4 doors	X = 135,6 cm Y = 132,4 cm






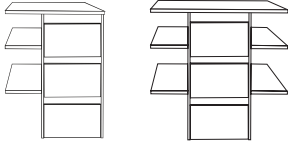
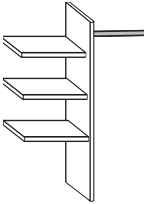
Unit accessories

Interior finish: silver grey striped

Description	Dimensions cm			Art. no.	GBP
	W	H	D		
Soft-closing mechanism for middle doors					
 - for 3-door units piece	24	2	11	363	
 - for 4-door units piece	24	2	11	364	
2-piece set self-closing mechanism with buffering for outer doors, Set for 2-,3- and 4-doors					
 pair	24	2	11	365	
Power LED light, chrome					
 1 item	5,5	3	22,5	993	
This product contains light devices of energy efficiency class F	5,5	3	22,6	994	
 230V 50HZ 180 cm	5,5	3	22,7	995	
LED line light					
 1 item	60	6	19	936	
This product contains light devices of energy efficiency class E	60	6	19	937	
 230V 50HZ 180 cm	60	6	19	938	
LED Wardrobe interior lights with motion detector , incl. rechargeable battery via USB					
 1 item	10	2	10	106	
2 items	10	2	10	107	
3 items	10	2	10	108	
4 items	10	2	10	109	


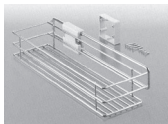




Unit accessories

Interior finish: silver grey striped

	Description	Dimensions cm			Art. no.	GBP
		W	H	D		
	1 shelf - for compartment width 72.2 cm 1 item - for compartment width 80.1 cm 1 item - for compartment width 96.4 cm 1 item	72,3 80,1 96,4	2,2 2,2 2,2	51,5 51,5 51,5	234 320 030	
	3 shelves - for compartment width 72.2 cm 3 items - for compartment width 80.1 cm 3 items - for compartment width 96.4 cm 3 items	72,3 80,1 96,4	2,2 2,2 2,2	51,5 51,5 51,5	027 321 031	
	Drawer insert with 2 drawers and glass front for swing-door and sliding-door wardrobes - for compartment width 72.2 cm - for compartment width 80.1 cm - for compartment width 96.4 cm	72,3 80,1 96,4	41 41 41	51,5 51,5 51,5	048 054 061	
 Art. no. 110/111 Art. no. 064	Drawer insert with 3 drawers and wooden front - for compartment width 72.2 cm - for compartment width 80.1 cm - for compartment width 96.4 cm	72,3 80,1 96,4	89 89 89	51,5 51,5 51,5	110 111 064	
	Laundry shelf insert, consisting of: 3 shelves, 1 hanging rail, 1 mid panel	72,3 96,4	137 137	51,5 51,5	252 250	








Unit accessories

Interior finish: silver grey striped

Description	Dimensions cm			Art. no.	GBP
	W	H	D		
 <p>Tie and belt pull-out</p>	7	19	45	059	
 <p>Utensil pull-out</p>	16	9	45	476	
 <p>Trousers holder</p>	45	10	50	056	
 <p>Shoe rack for unit compartment W 96.4 cm W 96.4 cm</p> <p>- for compartment width 96.4 cm</p>	96	15	50	055	
 <p>Clothes lift for compartment width 72.3 - 96.4 cm</p> <p>Maximum load 10 kg</p> <p> ! ATTENTION ! Not suitable for 2 door slider, with 3 door slider only to be used within outer compart- ments</p>	100	85	14	057	

Bedside cabinets, 2 drawers, W 40 cm, H 42 cm








Sliding feet in black

Description	Dimensions		Handles in chrome		Handles in black	
	W	D	Art. no.	GBP	Art. no.	GBP
 - Drawers in carcase colour	piece	40	43	727		745
	pair	40	43	728		746
 - Drawers glass white	piece	40	43	731		749
	pair	40	43	732		750
 - Drawers glass havana	piece	40	43	733		751
	pair	40	43	734		752
 - Drawers glass magnolia	piece	40	43	735		753
	pair	40	43	736		754
 - top drawer in glass white	piece	40	43	739		757
	pair	40	43	740		758
 - top drawer in glass havana	piece	40	43	741		759
	pair	40	43	742		760
 - top drawer in glass magnolia	piece	40	43	743		761
	pair	40	43	744		762



Bedside cabinets, 2 drawers, W 60 cm, H 42 cm








Sliding feet in black

Description	Dimensions		Handles in chrome		Handles in black	
	W	D	Art. no.	GBP	Art. no.	GBP
 - Drawers in carcass colour piece pair	60	43	763		781	
	60	43	764		782	
 - Drawers glass white piece pair	60	43	767		785	
	60	43	768		786	
 - Drawers glass havana piece pair	60	43	769		787	
	60	43	770		788	
 - Drawers glass magnolia piece pair	60	43	771		789	
	60	43	772		790	
 - top drawer in glass white piece pair	60	43	775		793	
	60	43	776		794	
 - top drawer in glass havana piece pair	60	43	777		795	
	60	43	778		796	
 - top drawer in glass magnolia piece pair	60	43	779		797	
	60	43	780		798	



Bedside cabinets, 3 drawers, W 40 cm, H 64 cm








Sliding feet in black

Description		Dimensions		Handles in chrome		Handles in black	
		W cm	D	Art. no.	GBP	Art. no.	GBP
	- Drawers in carcass	piece	40	43	799		817
	colour	pair	40	43	800		818
	- Drawers glass white	piece	40	43	803		821
		pair	40	43	804		822
	- Drawers glass havana	piece	40	43	805		823
		pair	40	43	806		824
	- Drawers glass magnolia	piece	40	43	807		825
		pair	40	43	808		826
	- top drawer in glass white	piece	40	43	811		829
		pair	40	43	812		830
	- top drawer in glass	piece	40	43	813		831
	havana	pair	40	43	814		832
	- top drawer in glass ma-	piece	40	43	815		833
	gnolia	pair	40	43	816		834



Bedside cabinets, 3 drawers, W 60 cm, H 64 cm




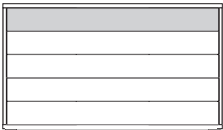
Sliding feet in black

Description		Dimensions		Handles in chrome		Handles in black	
		W cm	D	Art. no.	GBP	Art. no.	GBP
	- Drawers in carcass colour	piece	60	43	835		853
			pair	60	43	836	
	- Drawers glass white	piece	60	43	839		857
			pair	60	43	840	
	- Drawers glass havana	piece	60	43	841		859
			pair	60	43	842	
	- Drawers glass magnolia	piece	60	43	843		861
			pair	60	43	844	
	- top drawer in glass white	piece	60	43	847		865
			pair	60	43	848	
	- top drawer in glass havana	piece	60	43	849		867
			pair	60	43	850	
	- top drawer in glass magnolia	piece	60	43	851		869
			pair	60	43	852	





Chests of drawers, 86 cm high

incl. sliding feet

Description	Dimensions cm			Handles in chrome		Handles in black	
	W	H	D	Art. no.	GBP	Art. no.	GBP
Chest of drawers with 5 drawers							
 Drawers in							
Carcase colour	60	86	43	871		899	
Glass white	60	86	43	873		891	
Glass havana	60	86	43	874		892	
Magnolia glass	60	86	43	875		893	
 Top pull-outs in							
Glass white	60	86	43	877		895	
Glass havana	60	86	43	878		896	
Magnolia glass	60	86	43	879		897	
 Drawers in							
Carcase colour	141	86	43	880		898	
Glass white	141	86	43	882		900	
Glass havana	141	86	43	883		901	
Magnolia glass	141	86	43	884		902	
 Top pull-outs in							
Glass white	141	86	43	886		904	
Glass havana	141	86	43	887		905	
Magnolia glass	141	86	43	888		906	



Occasional furniture

Description	Dimensions cm			Art. no.	GBP
	W	H	D		
 <p>Mirror, Mounting across or vertical</p>	110	85	3	086	
 <p>Wall mirror</p>	60	80	3	087	