

Ventura.

V.i.P.

by Wiemann



Independent / non HDI
BLANK PRICE LIST
valid until



Emissionsgeprüft
 Schadstoffgeprüft
 Regelmäßige
 Produkt-
 überwachung

www.tuv.com
 ID 1111253053



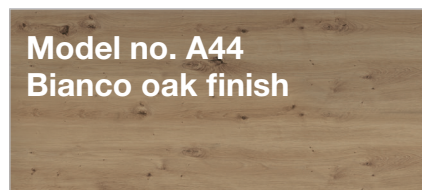
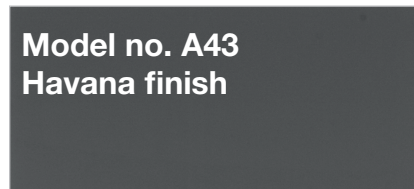
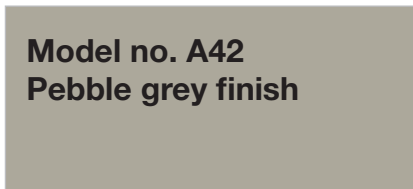
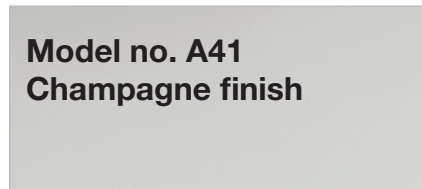
We reserve the right to color and model deviations or the correction of erroneous information. All measures are approximate cm.

Carcase and front colours

Please specify the exact colour combination of front and carcase colour for each order!

Designs:


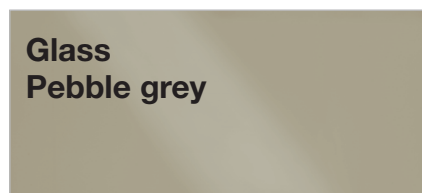
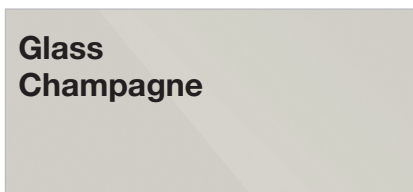
Carcase and front



Handles in slate



Glass fronts



Interior colour



Ventura.

V.i.P.

by Wiemann



Independent / non HDI
BLANK PRICE LIST
valid until



Emissionsgeprüft
Schadstoffgeprüft
Regelmäßige
Produkt-
überwachung

www.tuv.com
ID 1111253053



We reserve the right to color and model deviations or the correction of erroneous information. All measures are approximate cm.

Ventura.

Independent / non HDI
BLANK PRICE LIST
 valid until

V.i.P.
 by Wiemann

Carcase width

Hinged-door wardrobes

	Side	Plinth	Side	Plinth	Side	Plinth	Side	Plinth	Side	Width effective
50	1,5	47,5	1,5							50,5 cm
100	1,5	96,4	1,5							99,4 cm
150	1,5	96,4	1,5	47,5	1,5					148,4 cm
200	1,5	96,4	1,5	96,4	1,5					197,3 cm
250	1,5	96,4	1,5	47,5	1,5	96,4	1,5			246,3 cm
300	1,5	96,4	1,5	96,4	1,5	96,4	1,5			295,2 cm
350	1,5	96,4	1,5	96,4	1,5	47,5	1,5	96,4	1,5	344,2 cm
400	1,5	96,4	1,5	96,4	1,5	96,4	1,5	96,4	1,5	393,1 cm

Sliding door wardrobes

Width	Side	Plinth	Side	Plinth	Side	Plinth	Side	Plinth	Side	Width effective
150	1,5	72,2	1,5	72,2	1,5					148,9 cm
200	1,5	96,4	1,5	96,4	1,5					197,3 cm
225	1,5	72,2	1,5	72,2	1,5	72,2	1,5			222,6 cm
250	1,5	80,1	1,5	80,1	1,5	80,1	1,5			246,3 cm
280	1,5	96,4	1,5	80,1	1,5	96,4	1,5			278,9 cm
300	1,5	96,4	1,5	96,4	1,5	96,4	1,5			295,2 cm
300	1,5	72,2	1,5	72,2	1,5	72,2	1,5	72,2	1,5	296,3 cm
330	1,5	80,1	1,5	80,1	1,5	80,1	1,5	80,1	1,5	327,9 cm
400	1,5	96,4	1,5	96,4	1,5	96,4	1,5	96,4	1,5	393,1 cm





We reserve the right to color and model deviations or the correction of erroneous information. All measures are approximate cm.

RANGE OVERVIEW







- **Hinged-door wardrobes in 2 heights 216 cm / 236 cm and 8 widths**
- **Sliding door wardrobes in 2 heights 217 cm / 236 cm and 8 widths**
- Wardrobe fronts **glass with crosstrims and decking** in the carcass colour,
optionally continuous or indented
- Handles in slate
- Passepartout frames and cornices optional available with LED lights
- Extensive **wardrobe interior fittings**
- **Bedside cabinets** in widths of 40 and 60 cm with 3 pull-outs
- Panels for bedside cabinets, optional with LED lights
- **Wide range of occasional furniture available**

Quality details



- HDF back walls
- Doors open up to 105° and cushioned hinges
- 22mm shelves on metal shelf supports
- Metal hanging rails on metal supports, carry up to 60kg
- All fittings are made of metal and highly resistant
- Maximum comfort by delivery of pre-assembled occasional furniture



**Hinged-door wardrobes
without cornice****Interior:**2 shelves, 1 clothes rail per compartment
All hinged-doors incl. cushioned hinges

Description	Dimensions		Height 216 cm		Height 236 cm	
	W	D	Art. no.	GBP	Art. no.	GBP
 <p>Front in glass white, Centre doors with cross-trim with decking in carcass colour</p> <p>1 door * LHH 1 door * RHH 2 doors* 3 doors 4 doors 5 doors 6 doors 7 doors 8 doors</p>	50	58	401		428	
	50	58	402		429	
	100	58	403		430	
	150	58	404		431	
	200	58	405		432	
	250	58	406		433	
	300	58	407		434	
	350	58	408		435	
	400	58	409		436	
*  Doors without cross-trim!						
 <p>Front in glass champagne, Centre doors with cross-trim with decking in carcass colour</p> <p>1 door * LHH 1 door * RHH 2 doors* 3 doors 4 doors 5 doors 6 doors 7 doors 8 doors</p>	50	58	410		437	
	50	58	411		438	
	100	58	412		439	
	150	58	413		440	
	200	58	414		441	
	250	58	415		442	
	300	58	416		443	
	350	58	417		444	
	400	58	418		445	
*  Doors without cross-trim!						
 <p>Front in glass pebble grey, Centre doors with cross-trim with decking in carcass colour</p> <p>1 door * LHH 1 door * RHH 2 doors* 3 doors 4 doors 5 doors 6 doors 7 doors 8 doors</p>	50	58	419		446	
	50	58	420		447	
	100	58	421		448	
	150	58	422		449	
	200	58	423		450	
	250	58	424		451	
	300	58	425		452	
	350	58	426		453	
	400	58	427		454	
*  Doors without cross-trim!						




Hinged-door wardrobes
without cornice**Interior:**2 shelves, 1 clothes rail per compartment
All hinged-doors incl. cushioned hinges

Description	Dimensions		Height 216 cm		Height 236 cm	
	W	D	Art. no.	GBP	Art. no.	GBP
 <p>Front in glass havana, Centre doors with cross-trim with decking in carcass colour</p> <p>1 door * LHH 1 door * RHH 2 doors* 3 doors 4 doors 5 doors 6 doors 7 doors 8 doors</p>	50	58	455		464	
	50	58	456		465	
	100	58	457		466	
	150	58	458		467	
	200	58	459		468	
	250	58	460		469	
	300	58	461		470	
	350	58	462		471	
	400	58	463		472	
*  Doors without cross-trim!						


**Hinged-door wardrobes
without cornice****Interior:**

2 shelves, 1 clothes rail per compartment


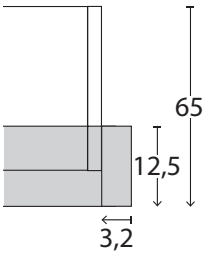


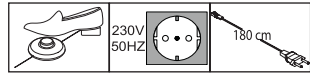
All hinged-doors incl. cushioned hinges

Description	Dimensions		Height 216 cm		Height 236 cm	
	W	D	Art. no.	GBP	Art. no.	GBP
 <p>Front in glass white, with cross-trim with decking in carcass colour</p>	1 door	LHH	50	58	308	335
	1 door	RHH	50	58	309	336
	2 doors		100	58	310	337
	3 doors		150	58	311	338
	4 doors		200	58	312	339
	5 doors		250	58	313	340
	6 doors		300	58	314	341
	7 doors		350	58	315	342
	8 doors		400	58	316	343
 <p>Front in glass champagne, with cross-trim with decking in carcass colour</p>	1 door	LHH	50	58	317	344
	1 door	RHH	50	58	318	345
	2 doors		100	58	319	346
	3 doors		150	58	320	347
	4 doors		200	58	321	348
	5 doors		250	58	322	349
	6 doors		300	58	323	350
	7 doors		350	58	324	351
	8 doors		400	58	325	352
 <p>Front in glass pebble grey, with cross-trim with decking in carcass colour</p>	1 door	LHH	50	58	326	353
	1 door	RHH	50	58	327	354
	2 doors		100	58	328	355
	3 doors		150	58	329	356
	4 doors		200	58	330	357
	5 doors		250	58	331	358
	6 doors		300	58	332	359
	7 doors		350	58	333	360
	8 doors		400	58	334	361

Hinged-door wardrobes
without cornice**Interior:**2 shelves, 1 clothes rail per compartment
All hinged-doors incl. cushioned hinges

Description	Dimensions		Height 216 cm		Height 236 cm	
	W	D	Art. no.	GBP	Art. no.	GBP
 <p>Front in glass havana, with cross-trim with decking in carcass colour</p> <p>1 door LHH 1 door RHH 2 doors 3 doors 4 doors 5 doors 6 doors 7 doors 8 doors</p>	50	58	362		375	
	50	58	363		376	
	100	58	364		377	
	150	58	365		378	
	200	58	370		379	
	250	58	371		380	
	300	58	372		381	
	350	58	373		382	
	400	58	374		383	

Passe-partout frames for hinged-door wardrobes with or without lights

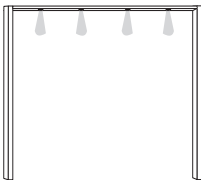
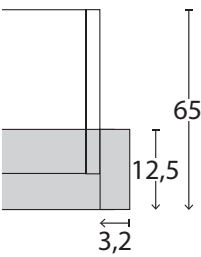
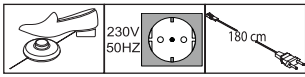
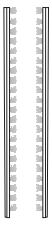
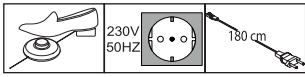
Description	Dimensions		Height 220 cm		Height 240 cm	
	W	D	Art. no.	GBP	Art. no.	GBP
 <p>Without lights, Width per side profile: 3.2 cm</p> <ul style="list-style-type: none"> - for width 50 cm - for width 100 cm - for width 150 cm - for width 200 cm - for width 250 cm - for width 300 cm - for width 350 cm - for width 400 cm <p>Top view wardrobe incl. PPT-Frame</p>  <p>Dimensions cm</p>	56,4	12,5	900		930	
	106,4	12,5	901		931	
	156,4	12,5	902		932	
	206,4	12,5	903		933	
	256,4	12,5	904		934	
	306,4	12,5	905		935	
	356,4	12,5	906		936	
	406,4	12,5	907		937	
 <p>Surcharge for circumferential LED illumination (optional):</p> <ul style="list-style-type: none"> - for width 50 cm - for width 100 cm - for width 150 cm - for width 200 cm - for width 250 cm - for width 300 cm - for width 350 cm - for width 400 cm 	56,4	12,5	910		940	
	106,4	12,5	911		941	
	156,4	12,5	912		942	
	206,4	12,5	913		943	
	256,4	12,5	914		944	
	306,4	12,5	915		945	
	356,4	12,5	916		946	
	406,4	12,5	917		947	
 <p>Can not get assembled retrospectively!</p> <p>This product contains light devices of energy efficiency class F</p> 						



Please note:

Passe-partout frame increases the wardrobe width to the dimensions indicated.

Passe-partout frames for hinged-door wardrobes with lights

Description	Dimensions		Height 220 cm		Height 240 cm	
	W	D	Art. no.	GBP	Art. no.	GBP
 <p>With LED lights, Width per side profile: 3.2 cm</p> <p>1 light - for width 50 cm 2 lights - for width 100 cm 3 lights - for width 150 cm 4 lights - for width 200 cm 5 lights - for width 250 cm 6 lights - for width 300 cm 7 lights - for width 350 cm 8 lights - for width 400 cm</p> <p>Top view wardrobe incl. PPT-Frame</p>  <p>Dimensions cm</p> <p>This product contains light devices of energy efficiency class</p> 						
<p>Lights for side profiles</p>  <p>Can not get assembled retrospectively!</p> <p>Useable for side profiles and PPT-Frame without circumferential lights!</p> <p>This product contains light devices of energy efficiency class F</p> 	1,5	1,5	082		083	


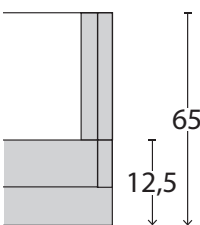

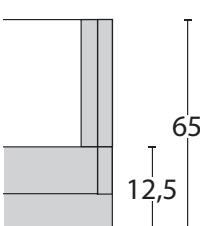
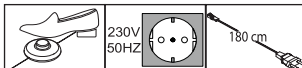


Please note:

Passe-partout frame increases the wardrobe width to the dimensions indicated.

Cornices


with or without lights

	Description	Dimensions cm			Art. no.	GBP
		W	H	D		
 <p>Cornice, without lights</p> <p>- for width 50 cm</p> <p>- for width 100 cm</p> <p>- for width 150 cm</p> <p>- for width 200 cm</p> <p>- for width 250 cm</p> <p>- for width 300 cm</p> <p>- for width 350 cm</p> <p>- for width 400 cm</p> <p>Top view wardrobe incl. cornice</p>  <p>Dimensions cm</p>						
		50	3,2	12,5	960	
		100	3,2	12,5	961	
		150	3,2	12,5	962	
		200	3,2	12,5	963	
		250	3,2	12,5	964	
		300	3,2	12,5	965	
		350	3,2	12,5	966	
		400	3,2	12,5	967	
	 <p>With LED lights</p> <p>1 light - for width 50 cm</p> <p>2 lights - for width 100 cm</p> <p>3 lights - for width 150 cm</p> <p>4 lights - for width 200 cm</p> <p>5 lights - for width 250 cm</p> <p>6 lights - for width 300 cm</p> <p>7 lights - for width 350 cm</p> <p>8 lights - for width 400 cm</p> <p>Top view wardrobe incl. cornice</p>  <p>Dimensions cm</p> <p>This product contains light devices of energy efficiency class</p> 					
		50	3,2	12,5	970	
		100	3,2	12,5	971	
		150	3,2	12,5	972	
		200	3,2	12,5	973	
		250	3,2	12,5	974	
		300	3,2	12,5	975	
		350	3,2	12,5	976	
		400	3,2	12,5	977	




























Sliding door wardrobes

Handles in slate finish

Interior:
 2 adjustable shelves, 1 clothes rail

Description	Dimensions		Height 217 cm		Height 236 cm		
	W	D	Art. no.	GBP	Art. no.	GBP	
 <p>Front in glass white, with indented cross-trim with decking in carcass colour</p>	2 doors	150	67	478		487	
	2 doors	200	67	479		488	
	3 doors	225	67	480		489	
	3 doors	250	67	481		490	
	3 doors	280	67	482		491	
	3 doors	300	67	483		492	
	- with synchronous opening						
	4 doors	300	67	484		493	
	4 doors	330	67	485		494	
	4 doors	400	67	486		495	


Plinth partition

 72,2 cm	 72,2 cm	 96,4 cm	 96,4 cm	 72,2 cm	 72,2 cm	 72,2 cm	 80,1 cm	 80,1 cm	 80,1 cm	 96,4 cm	 80,1 cm	 96,4 cm		
150 cm		200 cm		225 cm			250 cm			280 cm				
 96,4 cm	 96,4 cm	 96,4 cm	 72,2 cm	 72,2 cm	 72,2 cm	 72,2 cm	 80,1 cm	 80,1 cm	 80,1 cm	 96,4 cm	 96,4 cm	 96,4 cm	 96,4 cm	
300 cm			300 cm				330 cm				400 cm			





























Sliding door wardrobes

Handles in slate finish

Interior:
 2 adjustable shelves, 1 clothes rail

Description	Dimensions		Height 217 cm		Height 236 cm		
	W	D	Art. no.	GBP	Art. no.	GBP	
 <p>Front in glass champagne, with indented cross-trim with decking in carcass colour</p>	2 doors	150	67	496		505	
	2 doors	200	67	497		506	
	3 doors	225	67	498		507	
	3 doors	250	67	499		508	
	3 doors	280	67	500		509	
	3 doors	300	67	501		510	
	- with synchronous opening						
	4 doors	300	67	502		511	
	4 doors	330	67	503		512	
	4 doors	400	67	504		513	


Plinth partition

 	 	  	  	  										
72,2 cm	72,2 cm	96,4 cm	96,4 cm	72,2 cm	72,2 cm	72,2 cm	80,1 cm	80,1 cm	80,1 cm	96,4 cm	80,1 cm	96,4 cm		
150 cm	200 cm	225 cm	250 cm	280 cm	300 cm	300 cm	330 cm	400 cm						
  	   	   	   											
96,4 cm	96,4 cm	96,4 cm	72,2 cm	72,2 cm	72,2 cm	72,2 cm	80,1 cm	80,1 cm	80,1 cm	80,1 cm	96,4 cm	96,4 cm	96,4 cm	96,4 cm
300 cm	300 cm	330 cm	400 cm											






























Sliding door wardrobes

Handles in slate finish

Interior:
 2 adjustable shelves, 1 clothes rail

Description	Dimensions		Height 217 cm		Height 236 cm		
	W	D	Art. no.	GBP	Art. no.	GBP	
 <p>Front in glass pebble grey, with indented cross-trim with decking in carcass colour</p>	2 doors	150	67	514		523	
	2 doors	200	67	515		524	
	3 doors	225	67	516		525	
	3 doors	250	67	517		526	
	3 doors	280	67	518		527	
	3 doors	300	67	519		528	
	- with synchronous opening						
	4 doors	300	67	520		529	
	4 doors	330	67	521		530	
	4 doors	400	67	522		531	


Plinth partition

 72,2 cm	 72,2 cm	 96,4 cm	 96,4 cm	 72,2 cm	 72,2 cm	 72,2 cm	 72,2 cm	 80,1 cm	 80,1 cm	 80,1 cm	 96,4 cm	 80,1 cm	 96,4 cm	
150 cm		200 cm		225 cm				250 cm			280 cm			
 96,4 cm	 96,4 cm	 96,4 cm	 72,2 cm	 72,2 cm	 72,2 cm	 72,2 cm	 80,1 cm	 80,1 cm	 80,1 cm	 80,1 cm	 96,4 cm	 96,4 cm	 96,4 cm	 96,4 cm
300 cm			300 cm				330 cm				400 cm			

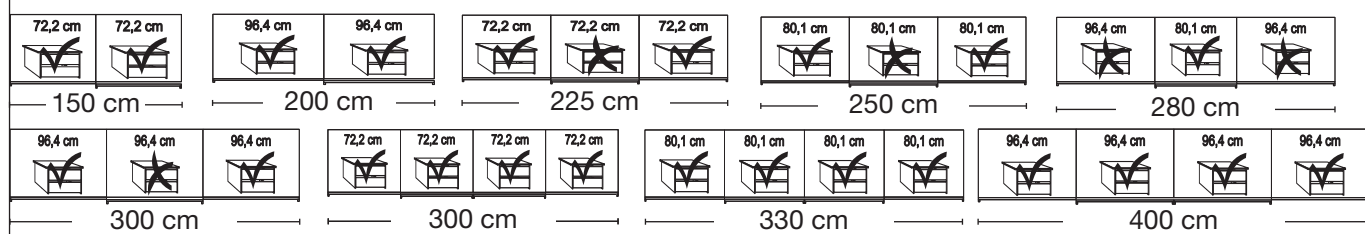
Sliding door wardrobes

Handles in slate finish

Interior:
 2 adjustable shelves, 1 clothes rail

Description	Dimensions		Height 217 cm		Height 236 cm		
	W	D	Art. no.	GBP	Art. no.	GBP	
 <p>Front in glass havana, with indented cross-trim with decking in carcass colour</p>	2 doors	150	67	532		541	
	2 doors	200	67	533		542	
	3 doors	225	67	534		543	
	3 doors	250	67	535		544	
	3 doors	280	67	536		545	
	3 doors	300	67	537		546	
	- with synchronous opening						
	4 doors	300	67	538		547	
	4 doors	330	67	539		548	
	4 doors	400	67	540		549	


Plinth partition































Sliding door wardrobes

Handles in slate finish

Interior:
 2 adjustable shelves, 1 clothes rail

Description	Dimensions		Height 217 cm		Height 236 cm		
	W	D	Art. no.	GBP	Art. no.	GBP	
 <p>Front in glass white, with cross-trim with decking in carcass colour</p>	2 doors	150	67	550		559	
	2 doors	200	67	551		560	
	3 doors	225	67	552		561	
	3 doors	250	67	553		562	
	3 doors	280	67	554		563	
	3 doors	300	67	555		564	
	- with synchronous opening						
	4 doors	300	67	556		565	
	4 doors	330	67	557		566	
	4 doors	400	67	558		567	


Plinth partition

 	 	  	  	  
150 cm	200 cm	225 cm	250 cm	280 cm
  	   	   	   	
300 cm	300 cm	330 cm	400 cm	





























Sliding door wardrobes

Handles in slate finish

Interior:
 2 adjustable shelves, 1 clothes rail

Description	Dimensions		Height 217 cm		Height 236 cm		
	W	D	Art. no.	GBP	Art. no.	GBP	
 <p>Front in glass champagne, with cross-trim with decking in carcass colour</p>	2 doors	150	67	568		577	
	2 doors	200	67	569		578	
	3 doors	225	67	570		579	
	3 doors	250	67	571		580	
	3 doors	280	67	572		581	
	3 doors	300	67	573		582	
	- with synchronous opening						
	4 doors	300	67	574		583	
	4 doors	330	67	575		584	
	4 doors	400	67	576		585	


Plinth partition

 	 	  	  	  
150 cm	200 cm	225 cm	250 cm	280 cm
  	   	   	   	
300 cm	300 cm	330 cm	400 cm	






























Sliding door wardrobes

Handles in slate finish

Interior:
 2 adjustable shelves, 1 clothes rail

Description	Dimensions		Height 217 cm		Height 236 cm		
	W	D	Art. no.	GBP	Art. no.	GBP	
 <p>Front in glass pebble grey, with cross-trim with decking in carcass colour</p>	2 doors	150	67	586		595	
	2 doors	200	67	587		596	
	3 doors	225	67	588		597	
	3 doors	250	67	589		598	
	3 doors	280	67	590		599	
	3 doors	300	67	591		600	
	- with synchronous opening						
	4 doors	300	67	592		601	
	4 doors	330	67	593		602	
	4 doors	400	67	594		603	


Plinth partition

 72,2 cm	 72,2 cm	 96,4 cm	 96,4 cm	 72,2 cm	 72,2 cm	 72,2 cm	 72,2 cm	 80,1 cm	 80,1 cm	 80,1 cm	 96,4 cm	 80,1 cm	 96,4 cm	
150 cm		200 cm		225 cm				250 cm			280 cm			
 96,4 cm	 96,4 cm	 96,4 cm	 72,2 cm	 72,2 cm	 72,2 cm	 72,2 cm	 80,1 cm	 80,1 cm	 80,1 cm	 80,1 cm	 96,4 cm	 96,4 cm	 96,4 cm	 96,4 cm
300 cm			300 cm				330 cm				400 cm			

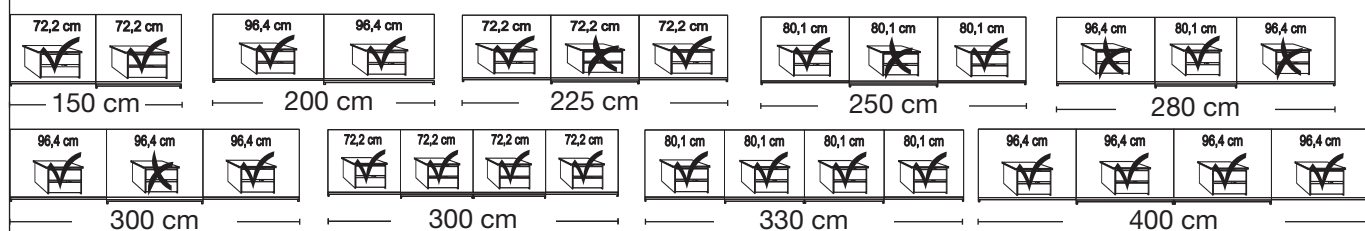
Sliding door wardrobes

Handles in slate finish







Interior:
 2 adjustable shelves, 1 clothes rail

Description	Dimensions		Height 217 cm		Height 236 cm		
	W	D	Art. no.	GBP	Art. no.	GBP	
 <p>Front in glass havana, with cross-trim with decking in carcass colour</p>	2 doors	150	67	604		613	
	2 doors	200	67	605		614	
	3 doors	225	67	606		615	
	3 doors	250	67	607		616	
	3 doors	280	67	608		617	
	3 doors	300	67	609		618	
	- with synchronous opening						
	4 doors	300	67	610		619	
	4 doors	330	67	611		620	
	4 doors	400	67	612		621	

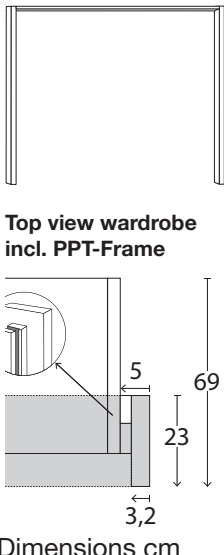

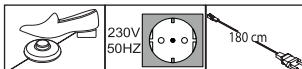

Plinth partition



**Additional elements
for sliding door wardrobes**

	Description	Dimensions cm			Art. no.	GBP
		W	H	D		
	Bumper					
	- for 2-doors wardrobes 1 item	28	4	2	369	
	 Optimal functioning only in combination with self-closing mechanism for outer doors					
	- for 3-4 door wardrobes 2 items	28	4	2	012	
	 Best performance in conjunction with soft closing mechanism!					
	Soft-closing mechanism for middle doors					
	- for 3-door units * piece	24	2	11	366	
	- for 4-door units piece	24	2	11	367	
	 * Please pay attention to clearance between wardrobe and ceiling! To be fitted from top of the wardrobe!					
	2-piece set self-closing mechanism with buffering for outer doors, Set for 2-,3- and 4-doors					
	pair	24	2	11	368	

Passe-partout frames for sliding door wardrobes with or without lights


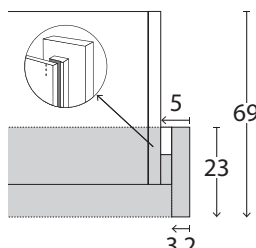
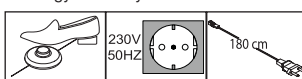
Description	Dimensions		Height 221 cm		Height 240 cm	
	W	D	Art. no.	GBP	Art. no.	GBP
 <p>Passe-partout frame, Width per side profile: 5 cm without lights</p> <ul style="list-style-type: none"> - for width 150 cm - for width 200 cm - for width 225 cm - for width 250 cm - for width 280 cm - for width 300 cm - for width 300 cm - for width 330 cm - for width 400 cm <p>Top view wardrobe incl. PPT-Frame</p> <p>Dimensions cm</p>	160	23	700		709	
	210	23	701		710	
	235	23	702		711	
	260	23	703		712	
	290	23	704		713	
	310	23	705		714	
	310	23	706		715	
	340	23	707		716	
	410	23	708		717	
	 <p>Surcharge for circumferential LED illumination (optional):</p> <ul style="list-style-type: none"> - for width 150 cm - for width 200 cm - for width 225 cm - for width 250 cm - for width 280 cm - for width 300 cm - for width 300 cm - for width 330 cm - for width 400 cm 	160	23	737		746
210		23	738		747	
235		23	739		748	
260		23	740		749	
290		23	741		750	
310		23	742		751	
310		23	743		752	
340		23	744		753	
410		23	745		754	
<p>This product contains light devices of energy efficiency class F</p> 						
<p> Can not get assembled retrospectively!</p>						


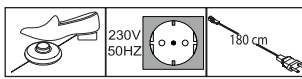


Please note:

Passe-partout frame increases the wardrobe width to the dimensions indicated.


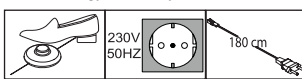

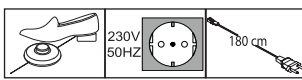

Passe-partout frames for sliding door wardrobes with lights

Description	Dimensions		Height 221 cm		Height 240 cm	
	W	D	Art. no.	GBP	Art. no.	GBP
 <p>Passe-partout frame, Width per side profile: 5 cm with lights</p> <p>2 lights - for width 150 cm 4 lights - for width 200 cm 6 lights - for width 225 cm 6 lights - for width 250 cm 6 lights - for width 280 cm</p> <p>6 lights - for width 300 cm ⚠ - only for 3-doors wardrobes</p> <p>8 lights - for width 300 cm ⚠ - only for 4-doors wardrobes</p> <p>8 lights - for width 330 cm 8 lights - for width 400 cm</p> <p>Top view wardrobe incl. PPT-Frame</p>  <p>Dimensions cm</p> <p>This product contains light devices of energy efficiency class</p> 	160	23	718		727	
	210	23	719		728	
	235	23	720		729	
	260	23	721		730	
	290	23	722		731	
	310	23	723		732	
	310	23	724		733	
	340	23	725		734	
	410	23	726		736	

 <p>Lights for side profiles</p> <p>1,5 1 084</p> <p>085</p> <p>⚠ Can not get assembled retrospectively!</p> <p>Useable for side profiles and PPT-Frame without circumferential lights!</p> <p>This product contains light devices of energy efficiency class F</p> 						
---	--	--	--	--	--	--





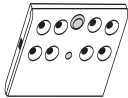
<p>⚠ Please note: Passe-partout frame increases the wardrobe width to the dimensions indicated.</p>
--

Unit accessories

Description	Dimensions cm			Art. no.	GBP
	W	H	D		
 <p>LED line light, black</p> <p>1 item 2 items 3 items</p> <p>This product contains a light device of energy efficiency class</p> 	60	6	19	170	
	60	6	19	171	
	60	6	19	172	
 <p>LED Clip-On-Lights, black</p> <p>1 item 2 items 3 items</p> <p>This product contains a light device of energy efficiency class</p>  <p> Only in conjunction with PPT-Frame and cornice!</p>	60	1,5	4,5	173	
	60	1,5	4,5	174	
	60	1,5	4,5	175	

Unit accessories

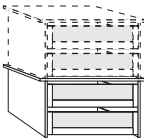
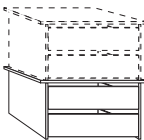

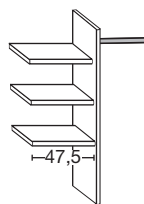

Interior finish: silver grey striped

Description	Dimensions cm			Art. no.	GBP
	W	H	D		
 <p>1 shelf</p> <ul style="list-style-type: none"> - for compartment width 47.5 cm 1 item - for compartment width 72.2 cm 1 item - for compartment width 80.1 cm 1 item - for compartment width 96.4 cm 1 item 	47,5	2,2	51,5	035	
	72,2	2,2	51,5	036	
	80,1	2,2	51,5	032	
	96,4	2,2	51,5	030	
 <p>3 shelves</p> <ul style="list-style-type: none"> - for compartment width 47.5 cm 3 items - for compartment width 72.2 cm 3 items - for compartment width 80.1 cm 3 items - for compartment width 96.4 cm 3 items 	47,5	2,2	51,5	037	
	72,2	2,2	51,5	038	
	80,1	2,2	51,5	033	
	96,4	2,2	51,5	031	
 <p>Hanging rail</p> <ul style="list-style-type: none"> - for compartment width 47.5 cm 1 item - for compartment width 72.2 cm 1 item - for compartment width 80.1 cm 1 item - for compartment width 96.4 cm 1 item 	47,5	3	2	049	
	72,2	3	2	052	
	80,1	3	2	051	
	96,4	3	2	050	
 <p>LED Light screen for shelves</p> <ul style="list-style-type: none"> - for compartment width 47.5 cm 1 item - for compartment width 72.2 cm 1 item - for compartment width 80.1 cm 1 item - for compartment width 96.4 cm 1 item - for compartment width 47.5 cm 2 items - for compartment width 72.2 cm 2 items - for compartment width 80.1 cm 2 items - for compartment width 96.4 cm 2 items - for compartment width 47.5 cm 3 items - for compartment width 72.2 cm 3 items - for compartment width 80.1 cm 3 items - for compartment width 96.4 cm 3 items 	47,5	3	1	010	
	72,2	3	1	002	
	80,1	3	1	016	
	96,4	3	1	011	
	47,5	3	1	019	
	72,2	3	1	003	
	80,1	3	1	017	
	96,4	3	1	013	
	47,5	3	1	014	
	72,2	3	1	004	
	80,1	3	1	018	
	96,4	3	1	015	
 <p>LED Wardrobe interior lights with motion detector, incl. rechargeable battery via USB</p> <ul style="list-style-type: none"> 1 item 2 items 3 items 4 items 	10	2	10	006	
	10	2	10	007	
	10	2	10	008	
	10	2	10	009	

This product contains a light device of energy efficiency class

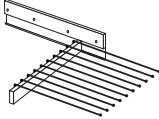
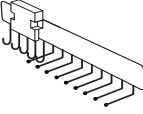
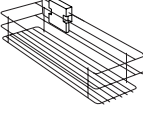

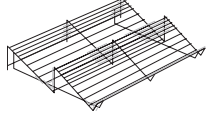

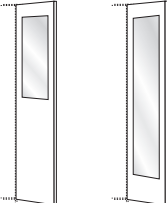



Unit accessories

Interior finish: silver grey striped



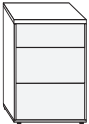
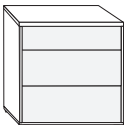
Description	Dimensions cm			Art. no.	GBP
	W	H	D		
 <p>Drawer insert with 2 drawers and glass front for hinged- and sliding-door wardrobes, stackable and height adjustable</p> <p>- for compartment width 72.2 cm - for compartment width 80.1 cm - for compartment width 96.4 cm</p>	72,2 80,1 96,4	41 41 41	44 44 44	068 069 070	
 <p>Drawer insert with 2 drawers and wooden front for hinged- and sliding-door wardrobes, stackable and height adjustable</p> <p>- for compartment width 72.2 cm - for compartment width 80.1 cm - for compartment width 96.4 cm</p>	72,2 80,1 96,4	41 41 41	44 44 44	071 072 073	
 <p>Drawer insert with 3 drawers and wooden front</p> <p>- for compartment width 72.2 cm - for compartment width 80.1 cm - for compartment width 96.4 cm</p> <p>Art. no. 023 Art. no. 024 Art. no. 064</p>	72,2 80,1 96,4	89 89 89	51,5 51,5 51,5	023 024 064	
 <p>Laundry shelf insert, consisting of:</p> <p>3 adjustable shelves, 1 hanging rail, 1 mid panel</p> <p>- for compartment width 72.2 cm - for compartment width 80.1 cm - for compartment width 96.4 cm</p>	72,2 80,1 96,4	137 137 137	51,5 51,5 51,5	025 026 066	
 <p>For use on both sides (left or right)!</p> <p>Only to be placed on base plinth!</p>					

Unit accessories

Interior finish: silver grey striped

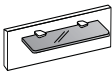
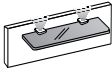
Description	Dimensions cm			Art. no.	GBP
	W	H	D		
 <p>Trousers holder</p>	45	10	50	056	
 <p>Tie and belt pull-out</p>	7	19	45	059	
 <p>Utensil pull-out</p>	16	9	45	076	
 <p>Tie and belt rack</p>	30	27	9	042	
 <p>Shoe rack for unit compartment W 96.4 cm - for compartment width 96.4 cm</p>	96	15	50	093	
 <p>Clothes lift for compartment width 72,3 - 96,4 cm</p>	100	85	14	081	
 <p>Interior mirror</p> <p> Only in conjunction with hinged-door wardrobes!</p> <p>Art. no. 046 Art. no. 047</p>	36 36	80 173	1 1	046 047	
 <p>Fold-out interior mirror</p> <p> Only in conjunction with sliding-door wardrobes! Not for use in conjunction with LED light screens!</p>	36	173	2	080	

Bedside cabinet
Sliding feet in black

Description			Dimensions cm			Art. no.	GBP
			W	H	D		
	Bedside cabinet, 2.5 drawers						
	- Front in glass white	piece	40	48	43	157	
		pair	40	48	43	158	
	- Front in glass champagne	piece	40	48	43	159	
		pair	40	48	43	160	
	- Front in glass pebble grey	piece	40	48	43	161	
		pair	40	48	43	162	
	- Front in glass havana	piece	40	48	43	163	
	pair	40	48	43	164		
	- Front in glass white	piece	60	48	43	165	
		pair	60	48	43	166	
	- Front in glass champagne	piece	60	48	43	167	
		pair	60	48	43	168	
	- Front in glass pebble grey	piece	60	48	43	169	
		pair	60	48	43	176	
	- Front in glass havana	piece	60	48	43	177	
		pair	60	48	43	178	
	Bedside cabinet, 2.5 drawers						
	- Front in glass white	piece	40	63	43	179	
		pair	40	63	43	180	
	- Front in glass champagne	piece	40	63	43	181	
		pair	40	63	43	182	
	- Front in glass pebble grey	piece	40	63	43	183	
		pair	40	63	43	184	
	- Front in glass havana	piece	40	63	43	185	
	pair	40	63	43	186		
	- Front in glass white	piece	60	63	43	187	
		pair	60	63	43	188	
	- Front in glass champagne	piece	60	63	43	189	
		pair	60	63	43	190	
	- Front in glass pebble grey	piece	60	63	43	191	
		pair	60	63	43	192	
	- Front in glass havana	piece	60	63	43	193	
		pair	60	63	43	194	

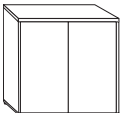
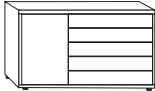
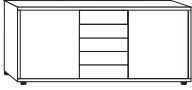
Panels

for bedside cabinets

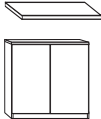


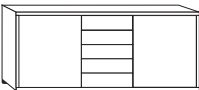
	Description	Dimensions cm			Art. no.	GBP
		W	H	D		
	Beside cabinet panel, with smoked glass shelf	piece	40	20	12	300
		pair	40	20	12	301
		piece	60	20	12	302
		pair	60	20	12	303
	Beside cabinet panel with smoked glass shelf and LED-lights	piece	40	20	12	112
		pair	40	20	12	113
		piece	60	20	12	114
		pair	60	20	12	115
This product contains light devices of energy efficiency class						

Occasional furniture
Sliding feet in black

All hinged-doors incl. cushioned hinges

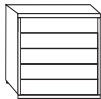

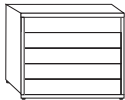



	Description	Dimensions cm			Art. no.	GBP
		W	H	D		
	Dresser , 2 doors, with one full-width shelf					
	- Front in glass white	80	86	43	232	
	- Front in glass champagne	80	86	43	233	
	- Front in glass pebble grey	80	86	43	234	
	- Front in glass havana	80	86	43	235	
	Combi dresser , 5 drawers, 1 door with one adjustable shelf behind					
	- Front in glass white	120	86	43	236	
	- Front in glass champagne	120	86	43	237	
	- Front in glass pebble grey	120	86	43	238	
	- Front in glass havana	120	86	43	239	
	Combi dresser , 5 drawers in centre, 2 outer doors with 1 shelf behind					
	- Front in glass white	141	86	43	240	
	- Front in glass champagne	141	86	43	241	
	- Front in glass pebble grey	141	86	43	242	
	- Front in glass havana	141	86	43	243	

Interior accessories for occasional furnitu



	Description	Dimensions cm			Art. no.	GBP
		W	H	D		
	1 shelf for 2 door chest					
		77	1,8	37,5	L25	
	1 shelf for combi dresser					
W120  W141 		37	1,8	37,5	L26	

Occasional furniture

Sliding feet in black

	Description	Dimensions cm			Art. no.	GBP
		W	H	D		
	Chest of drawers, 5 drawers					
	- Front in glass white	60	86	43	244	
	- Front in glass champagne	60	86	43	245	
	- Front in glass pebble grey	60	86	43	246	
 Width 60 cm	- Front in glass havana	60	86	43	247	
	- Front in glass white	80	86	43	248	
	- Front in glass champagne	80	86	43	249	
	- Front in glass pebble grey	80	86	43	250	
 Width 80 cm	- Front in glass havana	80	86	43	251	
	- Front in glass white	141	86	43	252	
	- Front in glass champagne	141	86	43	253	
	- Front in glass pebble grey	141	86	43	254	
 Width 141 cm	- Front in glass havana	141	86	43	255	

Occasional furniture

Description	Dimensions cm			Art. no.	GBP
	W	H	D		
 Wall mirror, Mounting across or vertical	60	80	3	086	
 Wall mirror	110	85	3	087	