

New York.



Independent / non HDI
BLANK PRICE LIST
 valid until



Emissionsgeprüft
 Schadstoffgeprüft
 Regelmäßige
 Produkt-
 überwachung

www.tuv.com
 ID 1111253053



We reserve the right to color and model deviations or the correction of erroneous information. All measures are approximate cm.

New York.




Carcase and front colours

Please specify the exact colour combination of front and carcase colour for each order!


Designs:



Glass fronts




Interior colour



Handles in slate

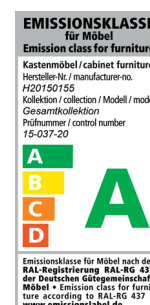


Mirror



Quality details

- HDF back walls
- Doors open up to 105° and cushioned hinges
- 22mm shelves on metal shelf supports
- Metal hanging rails on metal supports, carry up to 60kg
- All fittings are made of metal and highly resistant
- Maximum comfort by delivery of pre-assembled occasional furniture



We reserve the right to color and model deviations or the correction of erroneous information. All measures are approximate cm.

New York.



Carcase width

Hinged-door wardrobes

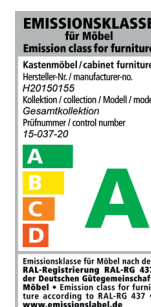

Width	Side	Plinth	Side	Plinth	Side	Plinth	Side	Plinth	Side	Width effective
50	1,5	47,5	1,5							50,5 cm
100	1,5	96,4	1,5							99,4 cm
150	1,5	96,4	1,5	47,5	1,5					148,4 cm
200	1,5	96,4	1,5	96,4	1,5					197,3 cm
250	1,5	96,4	1,5	47,5	1,5	96,4	1,5			246,3 cm
300	1,5	96,4	1,5	96,4	1,5	96,4	1,5			295,2 cm
350	1,5	96,4	1,5	96,4	1,5	47,5	1,5	96,4	1,5	344,2 cm
400	1,5	96,4	1,5	96,4	1,5	96,4	1,5	96,4	1,5	393,1 cm

Functional units

Width	Side	Plinth	Side	Plinth	Side	Plinth	Side	Plinth	Side	Width effective
200	1,5	47,5	1,5	96,4	1,5	47,5	1,5			197,4 cm
250	1,5	96,4	1,5	47,5	1,5	96,4	1,5			246,3 cm
300	1,5	96,4	1,5	96,4	1,5	96,4	1,5			295,2 cm
300	1,5	47,5	1,5	96,4	1,5	96,4	1,5	47,5	1,5	295,3 cm
350	1,5	96,4	1,5	96,4	1,5	47,5	1,5	96,4	1,5	296,3 cm
400	1,5	96,4	1,5	96,4	1,5	96,4	1,5	96,4	1,5	393,1 cm

Sliding door wardrobes

Width	Side	Plinth	Side	Plinth	Side	Plinth	Side	Plinth	Side	Width effective
200	1,5	96,4	1,5	96,4	1,5					197,3 cm
250	1,5	80,1	1,5	80,1	1,5	80,1	1,5			246,3 cm
300	1,5	96,4	1,5	96,4	1,5	96,4	1,5			295,2 cm
330	1,5	80,1	1,5	80,1	1,5	80,1	1,5	80,1	1,5	327,9 cm
400	1,5	96,4	1,5	96,4	1,5	96,4	1,5	96,4	1,5	393,1 cm



New York.



Independent / non HDI
BLANK PRICE LIST
 valid until



Emissionsgeprüft
 Schadstoffgeprüft
 Regelmäßige
 Produkt-
 überwachung

www.tuv.com
 ID 1111253053



We reserve the right to color and model deviations or the correction of erroneous information. All measures are approximate cm.





Hinged-door wardrobes without cornice

Interior:

2 shelves, 1 clothes rail per compartment

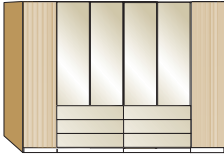
All hinged-doors incl. cushioned hinges

Description	Dimensions		Height 216 cm		Height 236 cm	
	W	D	Art. no.	GBP	Art. no.	GBP
 Outer doors in solid wood with groove design, Centre doors in glass champagne	1 door	Door with groove design, LHH	50	58	102	128
	1 door	Door with groove design, RHH	50	58	103	129
	1 door	Door in glass champagne, LHH	50	58	104	130
	1 door	Door in glass champagne, RHH	50	58	105	131
	2 doors	Left door with groove design	100	58	206	222
	2 doors	Right door with groove design	100	58	207	223
	3 doors	1 door in glass champagne	150	58	208	224
	4 doors	2 doors in glass champagne	200	58	209	225
	5 doors	3 doors in glass champagne	250	58	210	226
	6 doors	4 doors in glass champagne	300	58	211	227
	7 doors	3 doors in glass champagne	350	58	212	228
	8 doors	6 doors in glass champagne	400	58	213	229
	 Outer doors in solid wood with groove design, Centre doors in crystal mirror	1 door	Door with groove design, LHH	50	58	102
1 door		Door with groove design, RHH	50	58	103	129
1 door		Door in crystal mirror, LHH	50	58	106	132
1 door		Door in crystal mirror, RHH	50	58	107	133
2 doors		Left door with groove design	100	58	214	230
2 doors		Right door with groove design	100	58	215	231
3 doors		1 door in crystal mirror	150	58	216	232
4 doors		2 doors in crystal mirror	200	58	217	233
5 doors		3 doors in crystal mirror	250	58	218	234
6 doors		4 doors in crystal mirror	300	58	219	235
7 doors		5 doors in crystal mirror	350	58	220	236
8 doors		6 doors in crystal mirror	400	58	221	237


**Functional units
without cornice**
Interior:



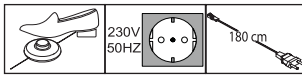
2 shelves, 1 clothes rail per compartment

All hinged-doors incl. cushioned hinges

Description	Dimensions		Height 216 cm		Height 236 cm		
	W	D	Art. no.	GBP	Art. no.	GBP	
 Outer doors in solid wood with groove design, Centre doors and drawers in glass champagne	4 doors	3 drawers 100 cm	200	58	238	250	
	5 doors	3 drawers 50 cm	250	58	239	251	
	6 doors	3 drawers 100 cm	300	58	240	252	
	6 doors	6 drawers à 100 cm	300	58	241	253	
	7 doors	3 drawers à 100 cm, 3 drawers 50 cm	350	58	242	254	
	8 doors	6 drawers à 100 cm	400	58	243	255	
	<hr/>						
	 Outer doors in solid wood with groove design, Centre doors and drawers in glass champagne, in combination with crystal mirrored doors above the drawers	4 doors	3 drawers à 100 cm, 2 mirrored doors	200	58	244	256
5 doors		3 drawers 50 cm, 1 mirrored door	250	58	245	257	
6 doors		3 drawers à 100 cm, 2 mirrored doors	300	58	246	258	
6 doors		6 drawers 100 cm, 4 mirrored doors	300	58	247	259	
7 doors		3 drawers à 100 cm, 3 drawers 50 cm, 3 mirrored doors	350	58	248	260	
8 doors		6 drawers 100 cm, 4 mirrored doors	400	58	249	261	
<hr/>							
<hr/>							



Passe-partout frames for swing-door wardrobes and functional units with or without lights

Description	Dimensions		Height 220 cm		Height 240 cm		
	W	D	Art. no.	GBP	Art. no.	GBP	
 <p>Without lights, Width per side profile: 3.2 cm</p> <p>Top view wardrobe incl. PPT-Frame</p> <p>Dimensions cm</p> <ul style="list-style-type: none"> - for width 50 cm - for width 100 cm - for width 150 cm - for width 200 cm - for width 250 cm - for width 300 cm - for width 350 cm - for width 400 cm 	56,4	12,5	900		916		
	106,4	12,5	901		917		
	156,4	12,5	902		918		
	206,4	12,5	903		919		
	256,4	12,5	904		920		
	306,4	12,5	905		921		
	356,4	12,5	906		922		
	406,4	12,5	907		923		
	 <p>Surcharge for circumferential LED illumination (optional):</p> <ul style="list-style-type: none"> - for width 50 cm - for width 100 cm - for width 150 cm - for width 200 cm - for width 250 cm - for width 300 cm - for width 350 cm - for width 400 cm <p>This product contains light devices of energy efficiency class F</p> 	56,4	12,5	908		924	
		106,4	12,5	909		925	
156,4		12,5	910		926		
206,4		12,5	911		927		
256,4		12,5	912		928		
306,4		12,5	913		929		
356,4		12,5	914		930		
406,4		12,5	915		931		

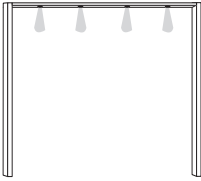
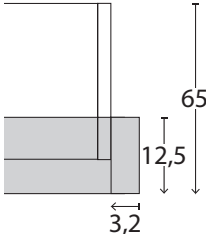
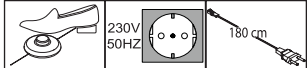


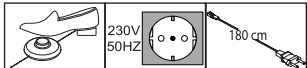


Please note:

Passe-partout frame increases the wardrobe width to the dimensions indicated.


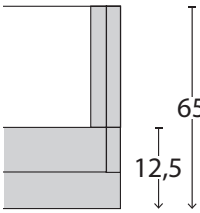
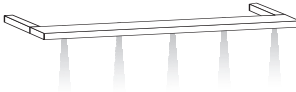
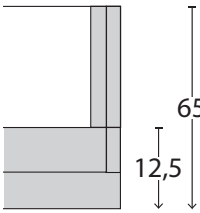
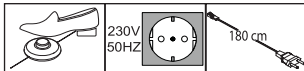


Passe-partout frames for swing-door wardrobes and functional units with lights

Description	Dimensions		Height 220 cm		Height 240 cm	
	W	D	Art. no.	GBP	Art. no.	GBP
 <p>With LED lights, Width per side profile: 3.2 cm</p> <p>1 light - for width 50 cm 2 lights - for width 100 cm 3 lights - for width 150 cm 4 lights - for width 200 cm 5 lights - for width 250 cm 6 lights - for width 300 cm 7 lights - for width 350 cm 8 lights - for width 400 cm</p> <p>Top view wardrobe incl. PPT-Frame</p>  <p>Dimensions cm</p> <p>This product contains light devices of energy efficiency class F</p> 	56,4	12,5	932		940	
	106,4	12,5	933		941	
	156,4	12,5	934		942	
	206,4	12,5	935		943	
	256,4	12,5	936		944	
	306,4	12,5	937		945	
	356,4	12,5	938		946	
	406,4	12,5	939		947	
<p>Lights for side profiles</p>   <p>Useable for PPT-frame without circumferential LED illumination! Can not get assembled retrospectively!</p> <p>This product contains light devices of energy efficiency class F</p> 	1,5	1	082		083	



Cornices for swing-door wardrobes and functional units with or without lights

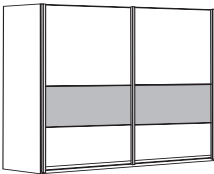
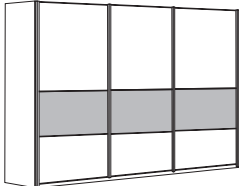
Description	Dimensions cm			Art. no.	GBP
	W	H	D		
 <p>Cornice, without lights</p> <p>- for width 50 cm</p> <p>- for width 100 cm</p> <p>- for width 150 cm</p> <p>- for width 200 cm</p> <p>- for width 250 cm</p> <p>- for width 300 cm</p> <p>- for width 350 cm</p> <p>- for width 400 cm</p>					
<p>Top view wardrobe incl. cornice</p>  <p>Dimensions cm</p>					
 <p>With LED lights</p> <p>1 light - for width 50 cm</p> <p>2 lights - for width 100 cm</p> <p>3 lights - for width 150 cm</p> <p>4 lights - for width 200 cm</p> <p>5 lights - for width 250 cm</p> <p>6 lights - for width 300 cm</p> <p>7 lights - for width 350 cm</p> <p>8 lights - for width 400 cm</p>					
<p>Top view wardrobe incl. cornice</p>  <p>Dimensions cm</p>					
<p>This product contains light devices of energy efficiency class F</p> 					



Sliding door wardrobes

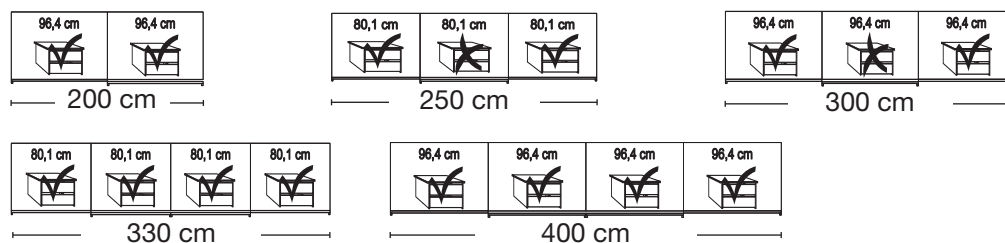
without cornice, handle ledges and trims in carcass colour

Interior:
2 adjustable shelves, 1 clothes rail

Description	Dimensions		Height 217 cm		Height 236 cm	
	W	D	Art. no.	GBP	Art. no.	GBP
 <p>Front in glass champagne, Cross-trim in solid wood with groove design</p> <p>2 doors</p>	200	67	700		705	
	250	67	701		706	
	300	67	702		707	
	330	67	703		708	
	400	67	704		709	
 <p>3 doors</p> <p>3 doors</p> <p>4 doors - with synchronous opening</p> <p>4 doors - with synchronous opening</p>						







Plinth partition /

Installation options for drawers insert with 2 drawers




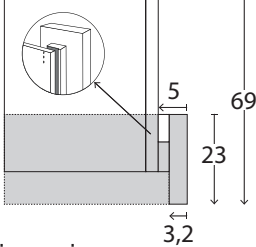

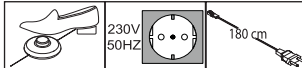


Unit accessories

Description	Dimensions cm			Art. no.	GBP
	W	H	D		
 <p>Bumper</p> <p>- for 2-doors wardrobes 1 item</p> <p> Optimal functioning only in combination with self-closing mechanism for outer doors</p> <p>- for 3-4 door wardrobes 2 items</p> <p> Best performance in conjunction with soft closing mechanism!</p>	28	4	2	369	
 <p>Self-closing mechanism with buffering for centre doors</p> <p>- for 3-door units * 1 item</p> <p>- for 4-door units 1 item</p> <p> * Please pay attention to clearance between wardrobe and ceiling! To be fitted from top of the wardrobe!</p>	24	2	11	363	
 <p>2-piece set self-closing mechanism with buffering for outer doors, Set for 2-,3- and 4-doors</p> <p>pair</p>	24	2	11	365	



Passe-partout frames for sliding door wardrobes with or without lights

Description	Dimensions		Height 221 cm		Height 240 cm	
	W	D	Art. no.	GBP	Art. no.	GBP
 <p>Without lights, Width per side profile 5 cm</p> <ul style="list-style-type: none"> - for width 200 cm - for width 250 cm - for width 300 cm - for width 330 cm - for width 400 cm <p>Top view wardrobe incl. PPT-Frame</p>  <p>Dimensions cm</p>	210	23	160		170	
	260	23	161		171	
	310	23	162		172	
	340	23	163		173	
	410	23	164		174	
 <p>Surcharge for circumferential LED illumination (optional):</p> <ul style="list-style-type: none"> - for width 200 cm - for width 250 cm - for width 300 cm - for width 330 cm - for width 400 cm <p>This product contains light devices of energy efficiency class F</p> 	210	23	816		821	
	260	23	817		822	
	310	23	818		823	
	340	23	819		824	
	410	23	820		825	

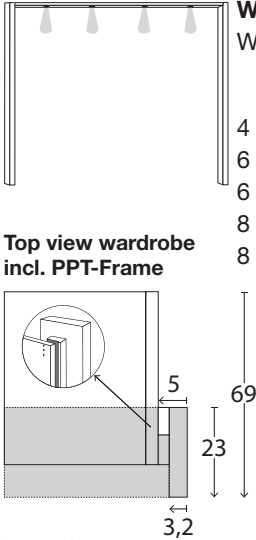
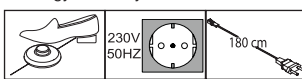
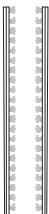
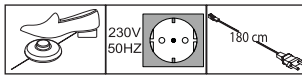


Please note:

Passe-partout frame increases the wardrobe width to the dimensions indicated.



Passe-partout frames for sliding door wardrobes with lights

Description	Dimensions		Height 221 cm		Height 240 cm	
	W	D	Art. no.	GBP	Art. no.	GBP
<p>With LED lights, Width per side profile: 5 cm</p> <p>4 lights - for width 200 cm 6 lights - for width 250 cm 6 lights - for width 300 cm 8 lights - for width 330 cm 8 lights - for width 400 cm</p> <p>Top view wardrobe incl. PPT-Frame</p>  <p>Dimensions cm</p> <p>This product contains light devices of energy efficiency class F</p> 	210	23	165		175	
	260	23	166		176	
	310	23	167		177	
	340	23	168		178	
	410	23	169		179	
<p>Lights for side profiles</p>  <p>Can not get assembled retrospectively! Useabl for side profiles and PPT-Frame without circumferential lights!</p> <p>This product contains light devices of energy efficiency class F</p> 	1,5	1	100		101	


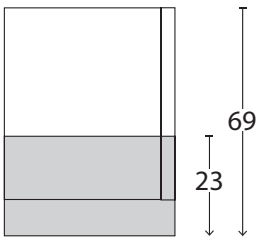

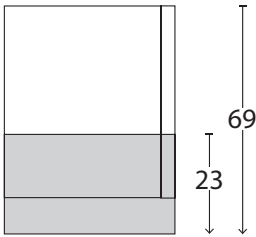
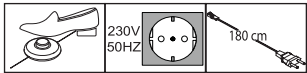


Please note:

Passe-partout frame increases the wardrobe width to the dimensions indicated.


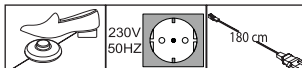

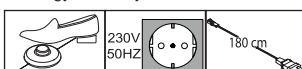


Cornices for sliding-door wardrobes with or without lights

Description	Dimensions cm			Art. no.	GBP
	W	H	D		
 <p>Cornice, without lights</p> <p>- for width 200 cm - for width 250 cm - for width 300 cm - for width 330 cm - for width 400 cm</p> <p>Top view wardrobe incl. cornice</p>  <p>Dimensions cm</p>	200	5	12,5	860	
	250	5	12,5	861	
	300	5	12,5	862	
	330	5	12,5	863	
	400	5	12,5	864	
 <p>With LED lights</p> <p>4 lights - for width 200 cm 6 lights - for width 250 cm 6 lights - for width 300 cm 8 lights - for width 330 cm 8 lights - for width 400 cm</p> <p>Top view wardrobe incl. cornice</p>  <p>Dimensions cm</p> <p>This product contains light devices of energy efficiency class F</p> 	200	5	12,5	870	
	250	5	12,5	871	
	300	5	12,5	872	
	330	5	12,5	873	
	400	5	12,5	874	






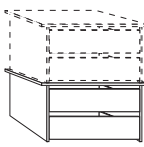
Unit accessories

Description	Dimensions cm			Art. no.	GBP
	W	H	D		
 <p>LED Clip-On-Lights, black</p> <p>This product contains light devices of energy efficiency class E</p>  <p>1 item 2 items 3 items</p> <p>Only in conjunction with PPT-Frame and cornice!</p>	60	1,5	4,5	880	
	60	1,5	4,5	881	
	60	1,5	4,5	882	
 <p>LED line light, black</p> <p>This product contains light devices of energy efficiency class F</p>  <p>1 item 2 items 3 items</p>	60	6	19	883	
	60	6	19	884	
	60	6	19	885	



Unit accessories

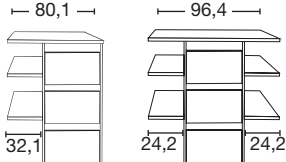
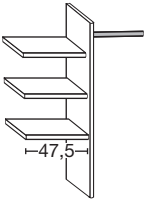




Interior finish: Alder repro.

	Description	Dimensions cm			Art. no.	GBP
		W	H	D		
	1 shelf					
	- for compartment width 47.5 cm	47,5	2,2	51,5	X01	
	- for compartment width 80.1 cm	80,1	2,2	51,5	X02	
	- for compartment width 96.4 cm	96,4	2,2	51,5	X03	
	3 shelves					
	- for compartment width 47.5 cm	47,5	2,2	51,5	X04	
	- for compartment width 80.1 cm	80,1	2,2	51,5	X05	
	- for compartment width 96.4 cm	96,4	2,2	51,5	X06	
 <p>This product contains a light device of energy efficiency class F</p>	LED Light screen for shelves					
	- for compartment width 47.5 cm 1 item	47,5	3	1	X10	
	- for compartment width 80.1 cm 1 item	80,1	3	1	X11	
	- for compartment width 96.4 cm 1 item	96,4	3	1	X12	
	- for compartment width 47.5 cm 2 items	47,5	3	1	X13	
	- for compartment width 80.1 cm 2 items	80,1	3	1	X14	
	- for compartment width 96.4 cm 2 items	96,4	3	1	X15	
	- for compartment width 47.5 cm 3 items	47,5	3	1	X16	
	- for compartment width 80.1 cm 3 items	80,1	3	1	X17	
	- for compartment width 96.4 cm 3 items	96,4	3	1	X18	
	Drawer insert with 2 drawers and wooden front for hinged- and sliding-door wardrobes, stackable and height adjustable					
	- for compartment width 80.1 cm	80,1	41	44	X23	
	- for compartment width 96.4 cm	96,4	41	44	X24	



Unit accessories


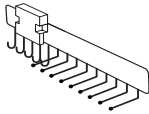
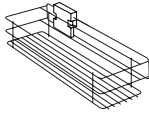
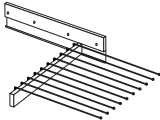
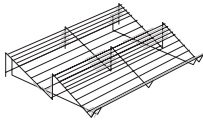


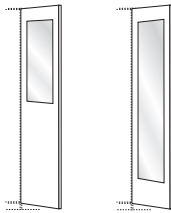

Interior finish: Alder repro.

Description	Dimensions cm			Art. no.	GBP
	W	H	D		
 <p>Drawer insert with 3 drawers and wooden front</p> <p>- for compartment width 80.1 cm - for compartment width 96.4 cm</p> <p>Art. no. X25 Art. no. X26</p>	80,1 96,4	89 89	51,5 51,5	X25 X26	
 <p>Laundry shelf insert, consisting of:</p> <p>3 adjustable shelves, 1 hanging rail, 1 mid panel</p> <p>For use on both sides (left or right)!</p> <p> Only to be placed on base plinth!</p>	80,1 96,4	137 137	51,5 51,5	X27 X28	
 <p>Hanging rail</p> <p>- for compartment width 47.5 cm - for compartment width 80.1 cm - for compartment width 96.4 cm</p>	47,5 80,1 96,4	3 3 3	2 2 2	X29 X30 X31	
 <p>Clothes lift for compartment width 80.1 - 96.4 cm</p> <p>Maximum load 10 kg</p>	100	85	14	X32	
 <p>LED Wardrobe interior lights with motion detector, incl. rechargeable battery via USB</p> <p>1 item 10 2 10 X33 2 items 10 2 10 X34 3 items 10 2 10 X35 4 items 10 2 10 X36</p>					



Unit accessories

Interior finish: Alder repro.

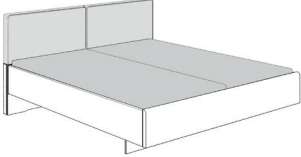
Description	Dimensions cm			Art. no.	GBP
	W	H	D		
 <p>Tie and belt rack</p>	30	27	9	X37	
 <p>Tie and belt pull-out</p>	7	19	45	X38	
 <p>Utensil pull-out</p>	16	9	45	X39	
 <p>Trousers holder</p>	45	10	50	X40	
 <p>Shoe rack for unit compartment W 96.4 cm</p>	96	15	50	X41	
 <p>Interior mirror</p> <p>  Not for use in conjunction with LED light screens! Only in conjunction with sliding-door wardrobes! </p>	36	173	2	X42	
 <p>Interior mirror</p> <p>  Only in conjunction with hinged-door wardrobes! </p> <p>Art. no. X43 Art. no. X44</p>	36 36	80 173	1 1	X43 X44	



Futon beds floating





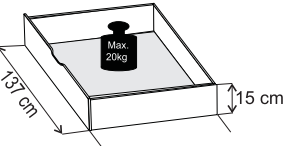

Footboard height: 48 cm

4-position height adjustment

Description	Bed surface in cm	Surface in cm	Art. no.	GBP
 <p>Headboard cushion in faux leather champagne, straight</p> <p>Headboard height: 96 cm Footboard height: 48 cm Height to bed side top edge: 48 cm</p>	150 x 200	169 x 209	308	
	160 x 200	169 x 209	297	
	180 x 200	189 x 209	301	

Additional elements

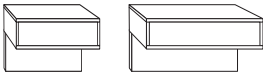
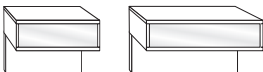
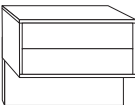
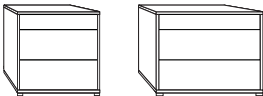
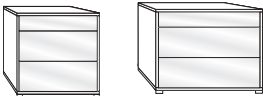
for beds

Description	Dimensions cm			Art. no.	GBP
	W	H	D		
 <p>Pair of slatted bases</p> <ul style="list-style-type: none"> - for bed 150 x 200 cm - for bed 160 x 200 cm - for bed 180 x 200 cm 	150	8	200	106 340	
	160	8	200	106 350	
	180	8	200	106 360	
 <p>LED flex light, slate</p> <p>pair</p> <p>This product contains a light device of energy efficiency class G</p>	50	2	4	127	
 <p>LED ambient lighting for mounting behind the headboard</p> <ul style="list-style-type: none"> - for bed width 150 and 160 cm - for bed width 180 cm <p>This product contains a light device of energy efficiency class F</p>	167	1	1	608	
	187	1	1	609	
  <p>Large bed drawers including footboard panel, in pairs</p> <ul style="list-style-type: none"> - for bed surface area 160 x 200 cm - for bed surface area 180 x 200 cm <p> Not available for 150 x 200 cm!</p>	140	15	61	456	
	140	15	61	459	



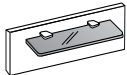
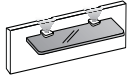


Occasional furniture

Sliding feet in black

Description		Dimensions cm			Art. no.	GBP
		W	H	D		
Bedside cabinet, 1 drawer floating						
	- Front in solid plain	piece	40	48	43	611
		pair	40	48	43	612
		piece	60	48	43	613
		pair	60	48	43	614
	- Front in glass champagne	piece	40	48	43	615
		pair	40	48	43	616
		piece	60	48	43	617
		pair	60	48	43	618
Bedside cabinet, 2 drawers floating						
	- Front in solid plain	piece	60	48	43	651
		pair	60	48	43	652
	- Front in glass champagne	piece	60	48	43	653
		pair	60	48	43	654
Bedside cabinet with 2.5 drawers						
	- Front in solid plain	piece	40	48	43	619
		pair	40	48	43	620
		piece	60	48	43	621
		pair	60	48	43	622
	- Front in glass champagne	piece	40	48	43	623
		pair	40	48	43	624
		piece	60	48	43	625
		pair	60	48	43	626



Panels for bedside cabinets

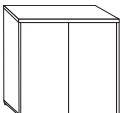
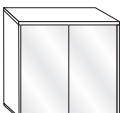


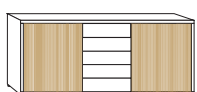
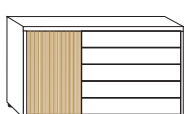
Description	Dimensions cm			Art. no.	GBP
	W	H	D		
 <p>Bedside cabinet panel in solid wood plain with smoked glass shelf</p>	piece	40	27	12	119
	pair	40	27	12	120
	piece	60	27	12	121
	pair	60	27	12	122
 <p>Bedside cabinet panel in solid wood plain with smoked glass shelf and LED lights</p>	piece	40	27	12	123
	pair	40	27	12	124
	piece	60	27	12	125
	pair	60	27	12	126
<p>This product contains a light device of energy efficiency class G</p>  <p>Bedside cabinet panel in solid wood with groove design with smoked glass shelf</p>	piece	40	27	12	111
	pair	40	27	12	112
	piece	60	27	12	113
	pair	60	27	12	114
<p>This product contains a light device of energy efficiency class G</p>  <p>Bedside cabinet panel in solid wood with groove design with smoked glass shelf and LED lights</p>	piece	40	27	12	115
	pair	40	27	12	116
	piece	60	27	12	117
	pair	60	27	12	118



Occasional furniture


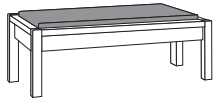
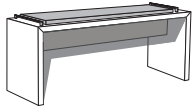

All hinged-doors incl. cushioned hinges

Depth 43 cm

	Description	Dimensions cm			Art. no.	GBP
		W	H	D		
	Dresser , 2 doors, with one full-width shelf					
	- Front in solid plain	80	86	43	635	
	- Front in glass champagne	80	86	43	636	
Chest of drawers, 5 drawers						
	- Front in glass champagne	60	86	43	642	
		80	86	43	643	
		141	86	43	644	
	- top drawer in solid wood plain, bottom drawers in glass champagne	60	86	43	657	
		80	86	43	658	
		141	86	43	659	
	Combination dresser , 5 pull-outs in centre, 2 outside doors, one adjustable shelf per door compartment					
	- Front in glass champagne	141	86	43	645	
	- doors in solid wood with groove design, Drawers glass champagne	141	86	43	646	
	Drawer unit , 5 drawers right, 1 door left, 1 shelf					
	- Front in glass champagne	120	86	43	647	
	- door in solid wood with groove design, Drawers glass champagne	120	86	43	648	



Occasional furniture

Description	Dimensions cm			Art. no.	GBP
	W	H	D		
 <p>Shelving unit open with 3 smoked glass shelves</p>	35	90	17	655	
 <p>Dressing bench, solid, upholstered</p> <p>- with faux leather champagne</p>	120	46,3	40	660	
 <p>Dressing bench in repro., upholstered</p> <p>- with faux leather champagne</p>	120	53	40	649	
 <p>Wall mirror Mounting across or vertical</p>	110	85	3	650	