

Milon.



Independent / non HDI
BLANK PRICE LIST
valid until **28.02.2025**



Emissionsgeprüft
Schadstoffgeprüft
Regelmäßige
Produkt-
überwachung

www.tuv.com
ID 1111253053



Milon.



Carcase and front colours

Please specify the exact colour combination of front and carcase colour for each order!

Designs:

Carcase and front


Model no. 160
Pebble grey finish

Handles in slate finish

Highlight colour

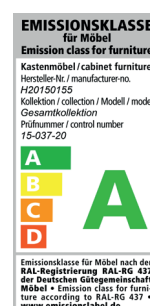


Interior colour



Quality details

- HDF back walls
- Doors open up to 105° and cushioned hinges
- 22mm shelves on metal shelf supports
- Metal hanging rails on metal supports, carry up to 60kg
- All fittings are made of metal and highly resistant
- Maximum comfort by delivery of pre-assembled occasional furniture



We reserve the right to color and model deviations or the correction of erroneous information. All measures are approximate cm.

Milon.



Independent / non HDI
BLANK PRICE LIST
valid until **28.02.2025**



Emissionsgeprüft
Schadstoffgeprüft
Regelmäßige
Produkt-
überwachung

www.tuv.com
ID 1111253053





RANGE OVERVIEW

- **Hinge-door wardrobes:** 1- to 8-door, outer doors in highlight colour, can be combined with crystal mirrors, optionally with drawers
- **Sliding door wardrobes:** 2-door, with cross-trim with decking
- Handles and handle ledges in slate
- **Passepartout frames,** optional available with **LED lights**
- Beds with **bedside height 48 cm** from 160 until 200cm, 4 lengths, **with headboard cushion in faux leather,** footboard with wide or narrow angled feet in slate, 4-position height adjustment
- Indirect LED-lights for headboard
- **2 types of bedsid**es in widths of 40 cm und 60 cm with 1 and 2,5 drawers
- Panels for bedside cabinets, optional with LED lights
- **Wide range of occasional furniture available**

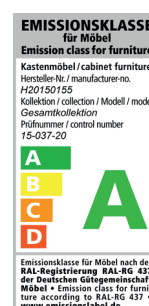
Carcase width

Hinged-door wardrobes

Width	Side	Plinth	Side	Plinth	Side	Plinth	Side	Plinth	Side	Width effective
50	1,5	47,5	1,5							50,5 cm
100	1,5	96,4	1,5							99,4 cm
150	1,5	96,4	1,5	47,5	1,5					148,4 cm
200	1,5	96,4	1,5	96,4	1,5					197,3 cm
250	1,5	96,4	1,5	47,5	1,5	96,4	1,5			246,3 cm
300	1,5	96,4	1,5	96,4	1,5	96,4	1,5			295,2 cm
350	1,5	96,4	1,5	96,4	1,5	47,5	1,5	96,4		344,2 cm
400	1,5	96,4	1,5	96,4	1,5	96,4	1,5	96,4	1,5	393,1 cm

Sliding door wardrobes

Width	Side	Plinth	Side	Plinth	Side	Plinth	Side	Plinth	Side	Width effective
250	1,5	96,4	1,5	96,4	1,5	47,5	1,5			246,3 cm
300	1,5	96,4	1,5	96,4	1,5	96,4	1,5			295,2 cm



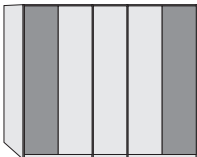
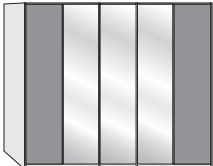


Hinged-door wardrobes with handles in slate without cornice

Interior:

2 shelves, 1 clothes rail per compartment

All hinged-doors incl. cushioned hinges

Description	Dimensions		Height 216 cm		Height 236 cm	
	W	D	Art. no.	GBP	Art. no.	GBP
 <p>Outside doors in highlight colour centre doors in carcass colour</p>	1 door	1 door in highlight colour, LHH	50	58	520	529
	1 door	1 door in highlight colour, RHH	50	58	521	530
	2 doors	2 doors in highlight colour	100	58	522	531
	3 doors	2 doors in highlight colour	150	58	523	532
	4 doors	2 doors in highlight colour	200	58	524	533
	5 doors	2 doors in highlight colour	250	58	525	534
	6 doors	2 doors in highlight colour	300	58	526	535
	7 doors	2 doors in highlight colour	350	58	527	536
	8 doors	2 doors in highlight colour	400	58	528	537
	 <p>Outside doors in highlight colour and mirrored doors in carcass colour</p>	1 door	1 mirrored door, LHH	50	58	555
1 door		1 mirrored door, RHH	50	58	556	443
2 doors		2 mirrored doors	100	58	559	444
3 doors		1 mirrored door	150	58	587	464
4 doors		2 mirrored doors	200	58	589	465
5 doors		1 mirrored door	250	58	593	466
5 doors		2 mirrored doors	250	58	594	467
5 doors		3 mirrored doors	250	58	595	468
6 doors		2 mirrored doors	300	58	598	469
6 doors		4 mirrored doors	300	58	599	470
7 doors		1 mirrored door	350	58	601	471
7 doors		3 mirrored doors	350	58	602	472
7 doors		5 mirrored doors	350	58	603	473
8 doors		2 mirrored doors	400	58	605	474
8 doors		4 mirrored doors	400	58	606	475
8 doors		6 mirrored doors	400	58	607	477



50 cm



100 cm



150 cm



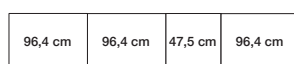
200 cm



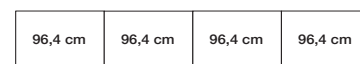
250 cm



300 cm



350 cm



400 cm




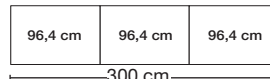
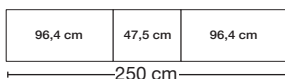
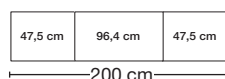

Combi wardrobes with handles in slate without cornice

Interior:

2 shelves, 1 clothes rail per compartment


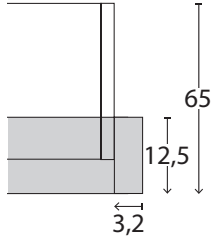

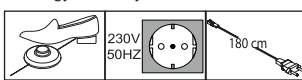

All hinged-doors incl. cushioned hinges

Description	Dimensions		Height 216 cm		Height 236 cm	
	W	D	Art. no.	GBP	Art. no.	GBP
Outside doors in highlight colour, Drawers and centre doors in carcass colour						
	3 doors	2 drawers 50 cm	150	58	500	510
	4 doors	2 drawers 100 cm	200	58	501	511
	5 doors	2 drawers 50 cm	250	58	502	512
	6 doors	2 drawers 100 cm	300	58	503	513
	6 doors	4 drawers 100 cm	300	58	504	514
	Outside doors in highlight colour, Mirrored doors and drawers In carcass colour					
	3 doors	2 drawers 50 cm, 1 mirrored door	150	58	505	515
	4 doors	2 drawers 100 cm, 2 mirrored doors	200	58	506	516
	5 doors	2 drawers 50 cm, 1 mirrored door	250	58	507	517
	6 doors	2 drawers 100 cm, 2 mirrored doors	300	58	508	518
	6 doors	4 drawers à 100 cm, 4 mirrored doors	300	58	509	519




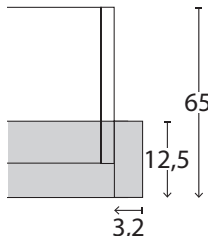
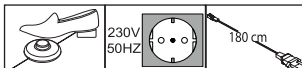

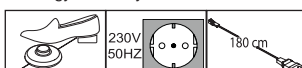


**Passe-partout frames for hinge- and combi door wardrobes in highlight colour
with or without lights**

Description	Dimensions		Height 220 cm		Height 240 cm	
	W	D	Art. no.	GBP	Art. no.	GBP
 <p>Passe-partout frame, Width per side profiles: 3.2 cm, without lights</p> <ul style="list-style-type: none"> - for width 50 cm - for width 100 cm - for width 150 cm - for width 200 cm - for width 250 cm - for width 300 cm - for width 350 cm - for width 400 cm <p>Top view wardrobe incl. PPT-Frame</p>  <p>Dimensions cm</p>	56,4	12,5	900		916	
	106,4	12,5	901		917	
	156,4	12,5	902		918	
	206,4	12,5	903		919	
	256,4	12,5	904		920	
	306,4	12,5	905		921	
	356,4	12,5	906		922	
	406,4	12,5	907		923	
 <p>Surcharge for circumferential LED illumination (optional):</p> <ul style="list-style-type: none"> - for width 50 cm - for width 100 cm - for width 150 cm - for width 200 cm - for width 250 cm - for width 300 cm - for width 350 cm - for width 400 cm <p>This product contains light devices of energy efficiency class F</p>  <p> Can not get assembled retrospectively!</p>	56,4	12,5	908		924	
	106,4	12,5	909		925	
	156,4	12,5	910		926	
	206,4	12,5	911		927	
	256,4	12,5	912		928	
	306,4	12,5	913		929	
	356,4	12,5	914		930	
	406,4	12,5	915		931	



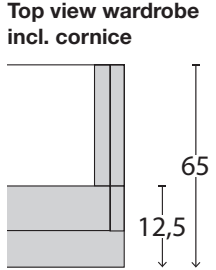
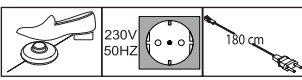


Passe-partout frames for hinge- and combi door wardrobes in highlight colour with lights

Description	Dimensions		Height 220 cm		Height 240 cm	
	W	D	Art. no.	GBP	Art. no.	GBP
 <p>Passe-partout frame, Width per side profiles: 3.2 cm, with lights</p> <p>1 light - for width 50 cm 2 lights - for width 100 cm 3 lights - for width 150 cm 4 lights - for width 200 cm 5 lights - for width 250 cm 6 lights - for width 300 cm 7 lights - for width 350 cm 8 lights - for width 400 cm</p> <p>Top view wardrobe incl. PPT-Frame</p>  <p>Dimensions cm</p> <p>This product contains light devices of energy efficiency class F</p> 	56,4	12,5	932		940	
	106,4	12,5	933		941	
	156,4	12,5	934		942	
	206,4	12,5	935		943	
	256,4	12,5	936		944	
	306,4	12,5	937		945	
	356,4	12,5	938		946	
	406,4	12,5	939		947	
 <p>Lights for side profiles</p> <p>Useable for PPT-frame without circumferential LED illumination! Can not get assembled retrospectively!</p> <p>This product contains light devices of energy efficiency class F</p> 	1,5	1	082		083	



Cornices for hinge- and combi door wardrobes in highlight colour with or without lights


	Description	Dimensions cm			Art. no.	GBP
		W	H	D		
	Cornice, without lights					
	- for width 50 cm	50	3,2	12,5	948	
	- for width 100 cm	100	3,2	12,5	949	
	- for width 150 cm	150	3,2	12,5	950	
	- for width 200 cm	200	3,2	12,5	951	
	- for width 250 cm	250	3,2	12,5	952	
	- for width 300 cm	300	3,2	12,5	953	
	- for width 350 cm	350	3,2	12,5	954	
	- for width 400 cm	400	3,2	12,5	955	
  <p>Top view wardrobe incl. cornice</p> <p>Dimensions cm</p> <p>This product contains light devices of energy efficiency class F</p> 	Cornice, with lights					
	1 light - for width 50 cm	50	3,2	12,5	956	
	2 lights - for width 100 cm	100	3,2	12,5	957	
	3 lights - for width 150 cm	150	3,2	12,5	958	
	4 lights - for width 200 cm	200	3,2	12,5	959	
	5 lights - for width 250 cm	250	3,2	12,5	960	
	6 lights - for width 300 cm	300	3,2	12,5	961	
	7 lights - for width 350 cm	350	3,2	12,5	962	
	8 lights - for width 400 cm	400	3,2	12,5	963	



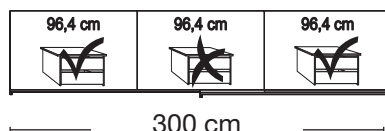
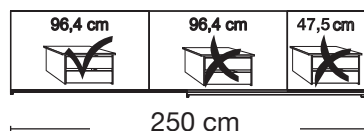
Sliding door wardrobes, 2-doors

Handle ledges in slate

Interior:
2 adjustable shelves, 1 clothes rail


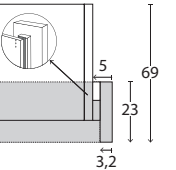

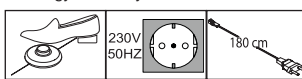

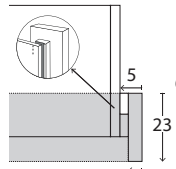
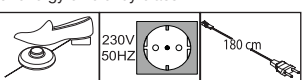
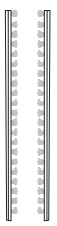

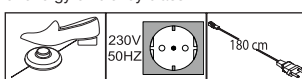
Description	Dimensions		Height 217 cm		Height 236 cm	
	W	D	Art. no.	GBP	Art. no.	GBP
 <p>Front in carcass colour with decking in highlight colour</p>	250	67	700		702	
	300	67	701		703	

Plinth partition







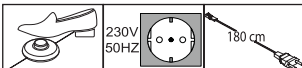


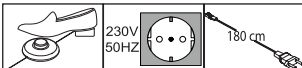


Passe-partout frames for sliding door wardrobes in highlight colour with or without lights

Description	Dimensions		Height 221 cm		Height 240 cm	
	W	D	Art. no.	GBP	Art. no.	GBP
 <p>Passe-partout frame, Width per side profile: 5 cm, without lights</p> <p>- for width 250 cm - for width 300 cm</p>  <p>Dimensions cm</p>	260 310	23 23	800 801		806 807	
 <p>Surcharge for circumferential LED illumination (optional):</p> <p>- for width 250 cm - for width 300 cm</p> <p>This product contains light devices of energy efficiency class F</p> 	260 310	23 23	802 803		808 809	
 <p>Passe-partout frame, Width per side profile: 5 cm, with lights</p> <p>4 lights - for width 250 cm 6 lights - for width 300 cm</p>  <p>Dimensions cm</p> <p>This product contains light devices of energy efficiency class F</p> 	260 310	23 23	804 805		810 811	
 <p>Lights for side profiles</p>  <p>Useable for PPT-frame without circum- ferential LED illumination! Can not get assembled retrospectively!</p> <p>This product contains light devices of energy efficiency class F</p> 	1,5	1	084		085	







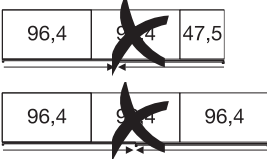

Unit accessories

Description	Dimensions cm			Art. no.	GBP
	W	H	D		
 <p>Bumper</p> <p>- for 2-doors wardrobes 1 item</p> <p> Optimal functioning only in combination with self-closing mechanism for outer doors</p>	28	4	2	369	
 <p>2-piece set self-closing mechanism with buffering for exterior doors, set for 2-doors</p> <p>pair</p>	24	2	11	365	
 <p>LED Clip-On-Lights, black</p> <p>1 item 2 items 3 items</p> <p>This product contains light devices of energy efficiency class E</p>  <p> Only in conjunction with PPT-Frame and cornice!</p>	60 60 60	1,5 1,5 1,5	4,5 4,5 4,5	880 881 882	
 <p>LED line light, black</p> <p>1 item 2 items 3 items</p> <p>This product contains light devices of energy efficiency class F</p> 	60 60 60	6 6 6	19 19 19	883 884 885	



Unit accessories

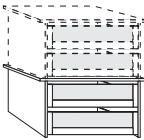
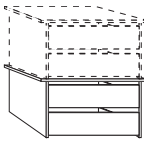
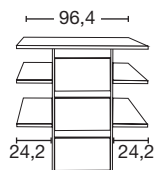
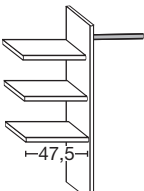

Interior: Treeline

	Description	Dimensions cm			Art. no.	GBP
		W	H	D		
	1 shelf - for compartment width 47.5 cm - for compartment width 96.4 cm	47,5 96,4	2,2 2,2	51,5 51,5	028 030	
	3 shelves - for compartment width 47.5 cm - for compartment width 96.4 cm	47,5 96,4	2,2 2,2	51,5 51,5	029 031	
 This product contains a light device of energy efficiency class F	LED Light screen for shelves - for compartment width 47.5 cm 1 item - for compartment width 96.4 cm 1 item - for compartment width 47.5 cm 2 items - for compartment width 96.4 cm 2 items - for compartment width 47.5 cm 3 items - for compartment width 96.4 cm 3 items Nicht einsetzbar im mittleren Schrankfach bei 2-türigen Sliding-door wardrobes!	47,5 96,4 47,5 96,4 47,5 96,4	3 3 3 3 3 3	1 1 1 1 1 1	190 192 193 167 147 166	
 						
	Hanging rail - for compartment width 47.5 cm - for compartment width 96.4 cm	47,5 96,4	3 3	2 2	116 119	



Unit accessories

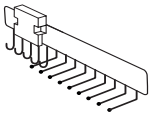
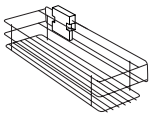
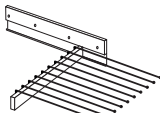
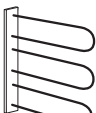
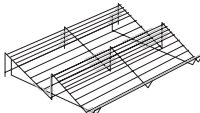





Interior: Treeline

Description	Dimensions cm			Art. no.	GBP
	W	H	D		
 <p>Drawer insert with 2 drawers and glass front for hinged- and sliding-door wardrobes, stackable and height adjustable</p> <p>- for compartment width 96.4 cm</p>	96,4	41	44	061	
 <p>Drawer insert with 2 drawers and wooden front for hinged- and sliding-door wardrobes, stackable and height adjustable</p> <p>- for compartment width 96.4 cm</p>	96,4	41	44	892	
 <p>Drawer insert with 3 drawers and wooden front</p> <p>- for compartment width 96.4 cm</p>	96,4	89	51,5	064	
 <p>Laundry shelf insert, consisting of:</p> <p>3 adjustable shelves, 1 hanging rail, 1 mid panel</p> <p>For use on both sides (left or right)!</p> <p> Only to be placed on base plinth!</p>	96,4	137	51,5	250	



Unit accessories

Interior: Treeline


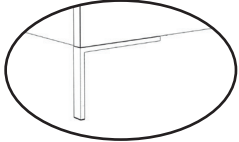


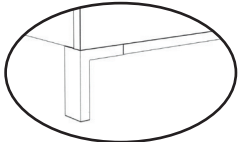
Description	Dimensions cm			Art. no.	GBP
	W	H	D		
 <p>Tie and belt pull-out</p>	7	19	45	059	
 <p>Utensil pull-out</p>	16	9	45	476	
 <p>Trousers holder</p>	45	10	50	056	
 <p>Tie and belt rack</p>	30	27	9	042	
 <p>Shoe rack for unit compartment W 96.4 cm</p>	96	15	50	055	
 <p>Clothes lift for compartment width 96.4 cm</p>	100	85	14	057	
 <p>Fold-out interior mirror</p> <p> Not for use in conjunction with LED light screens!</p>	36	173	2	080	
 <p>Interior mirror</p> <p> Only in conjunction with hinged-door wardrobes!</p>	36 36	80 173	1 1	046 079	
<p>Art. no. Art. no.</p> <p>046 079</p>					



Futon beds




Footboard height: 48 cm

4-position height adjustment


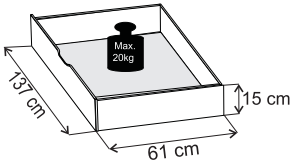



Description	Bed surface in cm	Surface in cm	Art. no.	GBP
 <p>Headboard cushion in faux leather havana with narrow angled feet in slate</p>  <p>Headboard height: 97 cm Footboard height: 48 cm Height to bed side top edge: 48 cm</p>  <p>Not in conjunction with bed drawers useable!</p>	150 x 200 160 x 200 180 x 200	169 x 215 169 x 215 189 x 215	202 205 209	
 <p>Headboard cushion in faux leather havana with angled feet in slate and crossbar</p>  <p>Headboard height: 97 cm Footboard height: 48 cm Height to bed side top edge: 48 cm</p>	150 x 200 160 x 200 180 x 200	169 x 215 169 x 215 189 x 215	203 239 243	



Occasional furniture for beds




Description	Dimensions cm			Art. no.	GBP
	W	H	D		
 <p>Pair of slatted bases</p> <ul style="list-style-type: none"> - for bed 150 x 200 cm - for bed 160 x 200 cm - for bed 180 x 200 cm 	150	8	200	106 340	
	160	8	200	106 350	
	180	8	200	106 360	
 <p>LED ambience lighting, mounting behind the upholstered headboard</p> <ul style="list-style-type: none"> - for bed width 160 cm - for bed width 180 cm - for bed width 200 cm <p>This product contains a light device of energy efficiency class F</p>	167	1	1	140	
	187	1	1	141	
	207	1	1	142	
 <p>LED flex light, slate</p> <p>pair</p> <p>This product contains a light device of energy efficiency class G</p>	50	2	4	102	

Large bed drawer incl. footboard panel, in pairs

Description	Dimensions cm			Art. no.	GBP
	W	H	D		
 <p>- for bed surface area 160 x 200 cm</p> <p>- for bed surface area 180 x 200 cm</p>  <p>137 cm 61 cm 15 cm</p> <p>Max. 20kg</p> <p> Not suitable for 150 x 200 cm beds!</p> <p> Only for beds with angled feet and crossbar!</p> 	140	51	61	402	
	140	51	61	406	



Panels for bedside cabinets

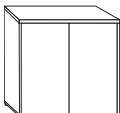

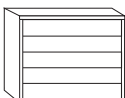

Description	Dimensions cm			Art. no.	GBP
	W	H	D		
 <p>Bedside cabinet panel in carcass colour with decking in highlight colour</p> <p>item left item right pair</p>	30 30 30	48 48 48	3,5 3,5 3,5	260 261 262	
 <p>Bedside cabinet panel in carcass colour with decking in highlight colour, with swivelling spotlight</p> <p>item left item right pair</p> <p>This product contains light devices of energy efficiency class G</p>	30 30 30	48 48 48	3,5 3,5 3,5	266 267 268	
 <p>Indirect LED lighting for bedside cabinet panels</p> <p>piece pair</p> <p>This product contains a light de- vice of energy efficiency class F</p>	1 1	1 1	28 28	109 111	



Occasional furniture

All hinged-doors incl. cushioned hinges

Sliding feet in black

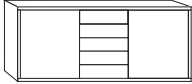
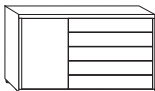
	Description	Dimensions cm			Art. no.	GBP
		W	H	D		
	Dresser , 2 doors, with one full-width shelf					
	- Front in carcass colour	80	86	43	216	
	- Front in highlight colour	80	86	43	217	
	Drawer unit with 5 drawers					
	- Front in carcass colour	60	86	43	218	
	- Front in highlight colour	60	86	43	219	
	- top drawer in highlight colour	60	86	43	220	
	- Front in carcass colour	80	86	43	221	
	- Front in highlight colour	80	86	43	222	
	- top drawer in highlight colour	80	86	43	223	
	- Front in carcass colour	141	86	43	224	
	- Front in highlight colour	141	86	43	225	
	- top drawer in highlight colour	141	86	43	226	



Occasional furniture

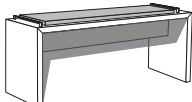


All hinged-doors incl. cushioned hinges

Sliding feet in black

	Description	Dimensions cm			Art. no.	GBP
		W	H	D		
	Combination dresser , 5 pull-outs in centre, 2 outside doors, 1 adjustable shelf per door compartment					
	- Front in carcase colour	141	86	43	227	
	- Front in highlight colour	141	86	43	228	
	- Doors in carcase colour, Drawers in highlight colour	141	86	43	229	
	Combi dresser , 5 drawers, 1 door with one adjustable shelf behind					
	- Front in carcase colour	120	86	43	230	
	- Front in highlight colour	120	86	43	231	
	- Door in carcase colour Drawers in highlight colour	120	86	43	237	



Occasional furniture

	Description	Dimensions cm			Art. no.	GBP
		W	H	D		
	Dressing bench with upholstered faux leather cushion - Havana	120	53	40	149	
	Wall mirror , for lateral or vertical mounting	60	80	3	086	
	Wall mirror	110	85	3	087	