

All-In.



Independent / non HDI
BLANK PRICE LIST
valid 01.03.2023-31.08.2023



Schadstoff-
geprüft
Emissions-
geprüft

www.tuv.com
ID 0000045390



All-In.



Carcase and front colours

Please specify the exact colour combination of front and carcase colour for each order!

Designs:

Interior colour

Model no. 054
Pebble grey finish,
Handles in chrome

Model no. 056
White,
Handles in chrome

Model no. 051
Bianco oak finish,
Handles in chrome

Treeline

Model no. 953
Pebble grey finish,
Handles in slate

Modell-Nr. 954
White,
Handles in slate

Model no. 955
Bianco oak finish,
Handles in slate

Glass fronts

Mirror

Glass
Pebble grey

Glass white

Glass
Champagne

Crystal mirror

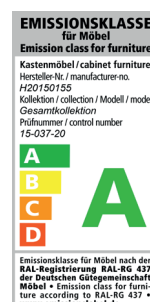
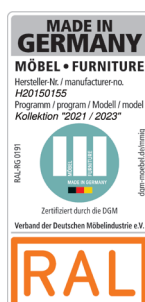
| | Side | Plinth | Side | Plinth | Side | Plinth | Side | Plinth | Side | Width effective |
|-----|------|--------|------|--------|------|--------|------|--------|------|-----------------|
| 50 | 1,5 | 47,5 | 1,5 | | | | | | | 50,5 cm |
| 100 | 1,5 | 96,4 | 1,5 | | | | | | | 99,4 cm |
| 150 | 1,5 | 96,4 | 1,5 | 47,5 | 1,5 | | | | | 148,4 cm |
| 200 | 1,5 | 96,4 | 1,5 | 96,4 | 1,5 | | | | | 197,3 cm |
| 250 | 1,5 | 96,4 | 1,5 | 47,5 | 1,5 | 96,4 | 1,5 | | | 246,3 cm |
| 300 | 1,5 | 96,4 | 1,5 | 96,4 | 1,5 | 96,4 | 1,5 | | | 295,2 cm |
| 350 | 1,5 | 96,4 | 1,5 | 96,4 | 1,5 | 47,5 | 1,5 | 96,4 | 1,5 | 344,2 cm |
| 400 | 1,5 | 96,4 | 1,5 | 96,4 | 1,5 | 96,4 | 1,5 | 96,4 | 1,5 | 393,1 cm |

furn plan



Emissionsgeprüft
Schadstoffgeprüft
Regelmäßige
Produkt-
überwachung

www.tuv.com
ID 1111253053



We reserve the right to color and model deviations or the correction of erroneous information. All measures are approximate cm.

All-In.



Independent / non HDI
BLANK PRICE LIST
valid 01.03.2023-31.08.2023



Schadstoff-
geprüft
Emissions-
geprüft

www.tuv.com
ID 0000045390



All-In.



Independent / non HDI
BLANK PRICE LIST
valid 01.03.2023-31.08.2023



Schadstoff-
geprüft
Emissions-
geprüft

www.tuv.com
ID 000045390



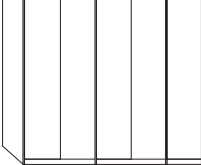



Hinged-door wardrobes without cornice

Interior:

2 shelves, 1 clothes rail per compartment

All hinged-doors incl. cushioned hinges

| Description | Dimensions cm | | | Art. no. | GBP |
|---|----------------------|-----|-----|----------|------------|
| | W | H | D | | |
|  Doors in carcass colours | | | | | |
| 1 door | LHH | 50 | 216 | 58 | 500 |
| 1 door | RHH | 50 | 216 | 58 | 501 |
| 2 doors | | 100 | 216 | 58 | 502 |
| 3 doors | | 150 | 216 | 58 | 503 |
| 4 doors | | 200 | 216 | 58 | 504 |
| 5 doors | | 250 | 216 | 58 | 505 |
| 6 doors | | 300 | 216 | 58 | 506 |
| 7 doors | | 350 | 216 | 58 | 507 |
| 8 doors | | 400 | 216 | 58 | 508 |
|  Doors in carcass colours and crystal mirrored doors | | | | | |
| 1 door | 1 mirrored door, LHH | 50 | 216 | 58 | 509 |
| 1 door | 1 mirrored door, RHH | 50 | 216 | 58 | 510 |
| 2 doors | 2 mirrored doors | 100 | 216 | 58 | 511 |
| 3 doors | 1 mirrored door | 150 | 216 | 58 | 512 |
| 4 doors | 2 mirrored doors | 200 | 216 | 58 | 513 |
| 5 doors | 1 mirrored door | 250 | 216 | 58 | 514 |
| 5 doors | 3 mirrored doors | 250 | 216 | 58 | 515 |
| 6 doors | 2 mirrored doors | 300 | 216 | 58 | 516 |
| 6 doors | 4 mirrored doors | 300 | 216 | 58 | 517 |
| 7 doors | 1 mirrored door | 350 | 216 | 58 | 518 |
| 7 doors | 3 mirrored doors | 350 | 216 | 58 | 519 |
| 7 doors | 5 mirrored doors | 350 | 216 | 58 | 520 |
| 8 doors | 2 mirrored doors | 400 | 216 | 58 | 521 |
| 8 doors | 4 mirrored doors | 400 | 216 | 58 | 522 |
| 8 doors | 6 mirrored doors | 400 | 216 | 58 | 523 |

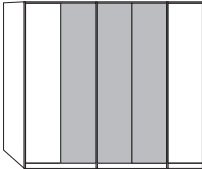
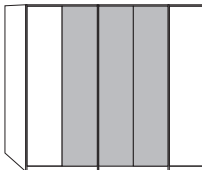


Hinged-door wardrobes without cornice

Interior:

2 shelves, 1 clothes rail per compartment

All hinged-doors incl. cushioned hinges

| Description | Dimensions cm | | | Art. no. | GBP |
|---|---------------------------------|-----|-----|----------|------------|
| | W | H | D | | |
|  Centre doors in pebble grey finish | | | | | |
| 1 door | 1 door in highlight colour, LHH | 50 | 216 | 58 | 548 |
| 1 door | 1 door in highlight colour, RHH | 50 | 216 | 58 | 549 |
| 2 doors | 2 doors in highlight colour | 100 | 216 | 58 | 550 |
| 3 doors | 1 door in highlight colour | 150 | 216 | 58 | 551 |
| 4 doors | 2 doors in highlight colour | 200 | 216 | 58 | 552 |
| 5 doors | 1 door in highlight colour | 250 | 216 | 58 | 553 |
| 5 doors | 3 doors in highlight colour | 250 | 216 | 58 | 554 |
| 6 doors | 2 doors in highlight colour | 300 | 216 | 58 | 555 |
| 6 doors | 4 doors in highlight colour | 300 | 216 | 58 | 556 |
| 7 doors | 1 door in highlight colour | 350 | 216 | 58 | 557 |
| 7 doors | 3 doors in highlight colour | 350 | 216 | 58 | 558 |
| 7 doors | 5 doors in highlight colour | 350 | 216 | 58 | 559 |
| 8 doors | 2 doors in highlight colour | 400 | 216 | 58 | 560 |
| 8 doors | 4 doors in highlight colour | 400 | 216 | 58 | 561 |
| 8 doors | 6 doors in highlight colour | 400 | 216 | 58 | 562 |
|  Centred doors in white | | | | | |
| 1 door | 1 door in highlight colour, LHH | 50 | 216 | 58 | 563 |
| 1 door | 1 door in highlight colour, RHH | 50 | 216 | 58 | 564 |
| 2 doors | 2 doors in highlight colour | 100 | 216 | 58 | 565 |
| 3 doors | 1 door in highlight colour | 150 | 216 | 58 | 566 |
| 4 doors | 2 doors in highlight colour | 200 | 216 | 58 | 567 |
| 5 doors | 1 door in highlight colour | 250 | 216 | 58 | 568 |
| 5 doors | 3 doors in highlight colour | 250 | 216 | 58 | 569 |
| 6 doors | 2 doors in highlight colour | 300 | 216 | 58 | 570 |
| 6 doors | 4 doors in highlight colour | 300 | 216 | 58 | 571 |
| 7 doors | 1 door in highlight colour | 350 | 216 | 58 | 572 |
| 7 doors | 3 doors in highlight colour | 350 | 216 | 58 | 573 |
| 7 doors | 5 doors in highlight colour | 350 | 216 | 58 | 574 |
| 8 doors | 2 doors in highlight colour | 400 | 216 | 58 | 575 |
| 8 doors | 4 doors in highlight colour | 400 | 216 | 58 | 576 |
| 8 doors | 6 doors in highlight colour | 400 | 216 | 58 | 577 |

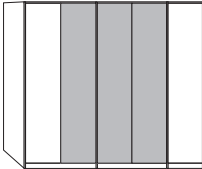



Hinged-door wardrobes without cornice

Interior:

2 shelves, 1 clothes rail per compartment

All hinged-doors incl. cushioned hinges

| Description | Dimensions cm | | | Art. no. | GBP |
|--|---------------------------------|-----|-----|----------|------------|
| | W | H | D | | |
|  Centre doors in champagne finish | | | | | |
| 1 door | 1 door in highlight colour, LHH | 50 | 216 | 58 | 432 |
| 1 door | 1 door in highlight colour, RHH | 50 | 216 | 58 | 433 |
| 2 doors | 2 doors in highlight colour | 100 | 216 | 58 | 434 |
| 3 doors | 1 door in highlight colour | 150 | 216 | 58 | 435 |
| 4 doors | 2 doors in highlight colour | 200 | 216 | 58 | 436 |
| 5 doors | 1 door in highlight colour | 250 | 216 | 58 | 437 |
| 5 doors | 3 doors in highlight colour | 250 | 216 | 58 | 438 |
| 6 doors | 2 doors in highlight colour | 300 | 216 | 58 | 439 |
| 6 doors | 4 doors in highlight colour | 300 | 216 | 58 | 440 |
| 7 doors | 1 door in highlight colour | 350 | 216 | 58 | 441 |
| 7 doors | 3 doors in highlight colour | 350 | 216 | 58 | 442 |
| 7 doors | 5 doors in highlight colour | 350 | 216 | 58 | 443 |
| 8 doors | 2 doors in highlight colour | 400 | 216 | 58 | 444 |
| 8 doors | 4 doors in highlight colour | 400 | 216 | 58 | 445 |
| 8 doors | 6 doors in highlight colour | 400 | 216 | 58 | 446 |
|  Centre doors in glass pebble grey | | | | | |
| 1 door | 1 glass door left | 50 | 216 | 58 | 623 |
| 1 door | 1 glass door right | 50 | 216 | 58 | 624 |
| 2 doors | 2 glass doors | 100 | 216 | 58 | 625 |
| 3 doors | 1 glass door | 150 | 216 | 58 | 626 |
| 4 doors | 2 glass doors | 200 | 216 | 58 | 627 |
| 5 doors | 1 glass door | 250 | 216 | 58 | 628 |
| 5 doors | 3 glass doors | 250 | 216 | 58 | 629 |
| 6 doors | 2 glass doors | 300 | 216 | 58 | 630 |
| 6 doors | 4 glass doors | 300 | 216 | 58 | 631 |
| 7 doors | 1 glass door | 350 | 216 | 58 | 632 |
| 7 doors | 3 glass doors | 350 | 216 | 58 | 633 |
| 7 doors | 5 glass doors | 350 | 216 | 58 | 634 |
| 8 doors | 2 glass doors | 400 | 216 | 58 | 635 |
| 8 doors | 4 glass doors | 400 | 216 | 58 | 636 |
| 8 doors | 6 glass doors | 400 | 216 | 58 | 637 |





Hinged-door wardrobes without cornice

Interior:

2 shelves, 1 clothes rail per compartment



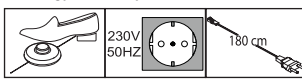

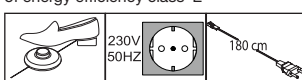
All hinged-doors incl. cushioned hinges

| Description | Dimensions cm | | | Art. no. | GBP | |
|--|---------------|--------------------|-----|----------|-----|------------|
| | W | H | D | | | |
|  Centre doors in glass white | 1 door | 1 glass door left | 50 | 216 | 58 | 668 |
| | 1 door | 1 glass door right | 50 | 216 | 58 | 669 |
| | 2 doors | 2 glass doors | 100 | 216 | 58 | 670 |
| | 3 doors | 1 glass door | 150 | 216 | 58 | 671 |
| | 4 doors | 2 glass doors | 200 | 216 | 58 | 672 |
| | 5 doors | 1 glass door | 250 | 216 | 58 | 673 |
| | 5 doors | 3 glass doors | 250 | 216 | 58 | 674 |
| | 6 doors | 2 glass doors | 300 | 216 | 58 | 675 |
| | 6 doors | 4 glass doors | 300 | 216 | 58 | 676 |
| | 7 doors | 1 glass door | 350 | 216 | 58 | 677 |
| | 7 doors | 3 glass doors | 350 | 216 | 58 | 678 |
| | 7 doors | 5 glass doors | 350 | 216 | 58 | 679 |
| | 8 doors | 2 glass doors | 400 | 216 | 58 | 680 |
| | 8 doors | 4 glass doors | 400 | 216 | 58 | 681 |
| | 8 doors | 6 glass doors | 400 | 216 | 58 | 682 |
|  Centre doors in glass champagne | 1 door | 1 glass door left | 50 | 216 | 58 | 462 |
| | 1 door | 1 glass door right | 50 | 216 | 58 | 463 |
| | 2 doors | 2 glass doors | 100 | 216 | 58 | 464 |
| | 3 doors | 1 glass door | 150 | 216 | 58 | 465 |
| | 4 doors | 2 glass doors | 200 | 216 | 58 | 466 |
| | 5 doors | 1 glass door | 250 | 216 | 58 | 467 |
| | 5 doors | 3 glass doors | 250 | 216 | 58 | 468 |
| | 6 doors | 2 glass doors | 300 | 216 | 58 | 469 |
| | 6 doors | 4 glass doors | 300 | 216 | 58 | 470 |
| | 7 doors | 1 glass door | 350 | 216 | 58 | 471 |
| | 7 doors | 3 glass doors | 350 | 216 | 58 | 472 |
| | 7 doors | 5 glass doors | 350 | 216 | 58 | 473 |
| | 8 doors | 2 glass doors | 400 | 216 | 58 | 474 |
| | 8 doors | 4 glass doors | 400 | 216 | 58 | 475 |
| | 8 doors | 6 glass doors | 400 | 216 | 58 | 477 |





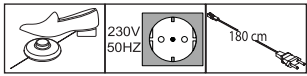
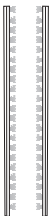
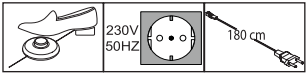
Cornices

with or without lights

| Description | Dimensions cm | | | Art. no. | GBP |
|--|---------------|------|------------|------------|-----|
| | W | H | D | | |
|  <p>Cornice, without lights</p> <ul style="list-style-type: none"> - for width 50 cm - for width 100 cm - for width 150 cm - for width 200 cm - for width 250 cm - for width 300 cm - for width 350 cm - for width 400 cm | 50 | 3,2 | 12,5 | 900 | |
| 100 | 3,2 | 12,5 | 901 | | |
| 150 | 3,2 | 12,5 | 902 | | |
| 200 | 3,2 | 12,5 | 903 | | |
| 250 | 3,2 | 12,5 | 904 | | |
| 300 | 3,2 | 12,5 | 905 | | |
| 350 | 3,2 | 12,5 | 906 | | |
| 400 | 3,2 | 12,5 | 907 | | |
|  <p>With LED lights</p> <ul style="list-style-type: none"> 1 light - for width 50 cm 2 lights - for width 100 cm 3 lights - for width 150 cm 4 lights - for width 200 cm 5 lights - for width 250 cm 6 lights - for width 300 cm 7 lights - for width 350 cm 8 lights - for width 400 cm <p>This product contains light devices of energy efficiency class F</p>  | 50 | 3,2 | 12,5 | 908 | |
| 100 | 3,2 | 12,5 | 909 | | |
| 150 | 3,2 | 12,5 | 910 | | |
| 200 | 3,2 | 12,5 | 911 | | |
| 250 | 3,2 | 12,5 | 912 | | |
| 300 | 3,2 | 12,5 | 913 | | |
| 350 | 3,2 | 12,5 | 914 | | |
| 400 | 3,2 | 12,5 | 915 | | |
|  <p>LED line light</p> <p>This product contains light devices of energy efficiency class E</p>  <ul style="list-style-type: none"> 2 items 3 items | 60 | 6 | 19 | 937 | |
| 3 items | 60 | 6 | 19 | 938 | |



Passe-partout frames for hinged-door wardrobes and lights

| Description | Dimensions cm | | | Art. no. | GBP |
|---|---------------|-----|------|------------|-----|
| | W | H | D | | |
|  <p>Passepartout-frame, without lights, Width per side profile: 3.2 cm</p> <ul style="list-style-type: none"> - for width 50 cm - for width 100 cm - for width 150 cm - for width 200 cm - for width 250 cm - for width 300 cm - for width 350 cm - for width 400 cm | 56,4 | 220 | 12,5 | 916 | |
| | 106,4 | 220 | 12,5 | 917 | |
| | 156,4 | 220 | 12,5 | 918 | |
| | 206,4 | 220 | 12,5 | 919 | |
| | 256,4 | 220 | 12,5 | 920 | |
| | 306,4 | 220 | 12,5 | 921 | |
| | 356,4 | 220 | 12,5 | 922 | |
| | 406,4 | 220 | 12,5 | 923 | |
|  <p>With LED lights, Width per side profile 3.2 cm</p> <ul style="list-style-type: none"> 1 light - for width 50 cm 2 lights - for width 100 cm 3 lights - for width 150 cm 4 lights - for width 200 cm 5 lights - for width 250 cm 6 lights - for width 300 cm 7 lights - for width 350 cm 8 lights - for width 400 cm <p>This product contains light devices of energy efficiency class F</p>  | 56,4 | 220 | 12,5 | 924 | |
| | 106,4 | 220 | 12,5 | 925 | |
| | 156,4 | 220 | 12,5 | 926 | |
| | 206,4 | 220 | 12,5 | 927 | |
| | 256,4 | 220 | 12,5 | 928 | |
| | 306,4 | 220 | 12,5 | 929 | |
| | 356,4 | 220 | 12,5 | 930 | |
| | 406,4 | 220 | 12,5 | 931 | |
|  <p>Lights for side profiles</p> <p>This product contains light devices of energy efficiency class F</p>  | 1,5 | 220 | 216 | 098 | |

Please note:

Passe-partout frame increases the wardrobe width to the dimensions indicated.



Interior packages for hinged-door wardrobes



When ordering more than one accessory item for a compartment, please make sure that all accessories do not interfere with each other's function.

| Description | Dimensions cm | | | Art. no. | GBP |
|--|---------------|---|---|----------|-----|
| | W | H | D | | |
| <h3>Interior package Basic</h3> <p>For wardrobe width 200 cm:</p> <ul style="list-style-type: none"> - 060 Drawer insert, 2 pull-outs, wooden front, W 96.4 cm - 046 Interior mirror <p>For wardrobe width 250 cm:</p> <ul style="list-style-type: none"> - 060 Drawer insert, 2 pull-outs, wooden front, W 96.4 cm - 029 3 shelves pack W 47.5 cm - 046 Interior mirror <p>For wardrobe width 300 cm:</p> <ul style="list-style-type: none"> - 060 Drawer insert, 2 pull-outs, wooden front, W 96.4 cm - 031 3 shelves pack W 96.4 cm - 046 Interior mirror | | | | 100 | |
| <h3>Interior package Premium</h3> <p>For wardrobe width 200 cm:</p> <ul style="list-style-type: none"> - 064 Drawer insert, 3 pull-outs, wooden front, W 96.4 cm - 250 Laundry shelf insert, W 96.4 cm - 046 Interior mirror <p>For wardrobe width 250 cm:</p> <ul style="list-style-type: none"> - 064 Drawer insert, 3 pull-outs, wooden front, W 96.4 cm - 250 Laundry shelf insert, W 96.4 cm - 046 Interior mirror <p>For wardrobe width 300 cm:</p> <ul style="list-style-type: none"> - 064 Drawer insert, 3 pull-outs, wooden front, W 96.4 cm - 250 Laundry shelf insert, W 96.4 cm - 046 Interior mirror | | | | 103 | |
| | | | | 104 | |
| | | | | 105 | |

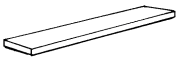
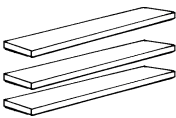
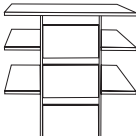
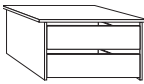
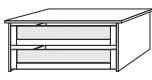
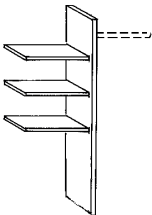



Unit accessories

Interior: Treeline



When ordering more than one accessory item for a compartment, please make sure that all accessories do not interfere with each other's function.

| Description | Dimensions cm | | | Art. no. | GBP |
|--|---------------|------------|--------------|--------------------------|-----|
| | W | H | D | | |
|  <p>1 shelf</p> <p>- for compartment width 47.5 cm - for compartment width 96.4 cm</p> | 47,5 96,4 | 2,2 2,2 | 51,5 51,5 | 028 030 | |
|  <p>3 shelves</p> <p>- for compartment width 47.5 cm - for compartment width 96.4 cm</p> | 47,5 96,4 | 2,2 2,2 | 51,5 51,5 | 029 031 | |
|  <p>Drawer insert with 3 self-closing drawers and wooden front</p> <p>- for compartment width 96.4 cm</p> | 96,4 | 89 | 51,5 | 064 | |
|  <p>Schubkasten-Einsatz mit 2 Auszügen mit Kugelauszug und Holzfront für Drehtüren- und Schwebetürenschränke</p> <p>- for 50 cm compartment width of drawer insert: 32.5 cm</p> <p>- for 100 cm compartment Width of drawer insert: 81.4 cm</p> | 47,5 96,4 | 41 41 | 51,5 51,5 | 038 060 | |
|  <p>Drawer insert with 2 drawers and glass front for hinged- and sliding-door wardrobes</p> <p>- for 50 cm compartment width of drawer insert: 32.5 cm</p> <p>- for 100 cm compartment Width of drawer insert: 81.4 cm</p> | 47,5 96,4 | 41 41 | 52 51,5 | 047 061 | |
|  <p>Laundry shelf insert, consisting of:</p> <p>3 shelves, 1 hanging rail, 1 mid panel</p> <p>For use on both sides (left or right)!</p> <p> Only to be placed on base plinth!</p> | 96,4 | 137 | 51,5 | 250 | |









Unit accessories

Interior: Treeline





When ordering more than one accessory item for a compartment, please make sure that all accessories do not interfere with each other's function.

| Description | Dimensions cm | | | Art. no. | GBP |
|--|---------------|----|----|------------|-----|
| | W | H | D | | |
|  <p>Tie and belt pull-out</p> | 7 | 19 | 45 | 059 | |
|  <p>Utensil pull-out</p> | 16 | 9 | 45 | 476 | |
|  <p>Trousers holder</p> | 45 | 10 | 50 | 056 | |
|  <p>Interior mirror</p> <p> ! ATTENTION ! Only in combination with swing doors!</p> | 36 | 80 | 1 | 046 | |
|  <p>LED Wardrobe interior lights with motion detector, incl. rechargeable battery via USB</p> <p>1 item</p> <p>2 items</p> <p>3 items</p> <p>4 items</p> | 10 | 2 | 10 | 106 | |
| | 10 | 2 | 10 | 107 | |
| | 10 | 2 | 10 | 108 | |
| | 10 | 2 | 10 | 109 | |



Occasional furniture

flat feet in chrome





| Description | Dimensions cm | | | Art. no. | GBP |
|---|---------------|----|----|----------|------------|
| | W | H | D | | |
|  Bedside cabinet, 2 drawers | | | | | |
| - Front in carcase colour | piece | 50 | 41 | 43 | 071 |
| | pair | 50 | 41 | 43 | 072 |
| - Front in pebble grey finish | piece | 50 | 41 | 43 | 073 |
| | pair | 50 | 41 | 43 | 074 |
| - Front in white | piece | 50 | 41 | 43 | 075 |
| | pair | 50 | 41 | 43 | 076 |
| - Front in champagne finish | piece | 50 | 41 | 43 | 140 |
| | pair | 50 | 41 | 43 | 141 |
| - Front glass pebble grey | piece | 50 | 41 | 43 | 079 |
| | pair | 50 | 41 | 43 | 080 |
| - Front glass white | piece | 50 | 41 | 43 | 081 |
| | pair | 50 | 41 | 43 | 082 |
| - Front glass champagne | piece | 50 | 41 | 43 | 062 |
| | pair | 50 | 41 | 43 | 063 |
|  Bedside cabinet, 3 drawers | | | | | |
| - Front in carcase colour | piece | 50 | 57 | 43 | 032 |
| | pair | 50 | 57 | 43 | 033 |
| - Front in pebble grey finish | piece | 50 | 57 | 43 | 034 |
| | pair | 50 | 57 | 43 | 035 |
| - Front in white | piece | 50 | 57 | 43 | 088 |
| | pair | 50 | 57 | 43 | 089 |
| - Front in champagne finish | piece | 50 | 57 | 43 | 142 |
| | pair | 50 | 57 | 43 | 143 |
| - Front glass pebble grey | piece | 50 | 57 | 43 | 092 |
| | pair | 50 | 57 | 43 | 093 |
| - Front glass white | piece | 50 | 57 | 43 | 094 |
| | pair | 50 | 57 | 43 | 095 |
| - Front glass champagne | piece | 50 | 57 | 43 | 110 |
| | pair | 50 | 57 | 43 | 111 |



Occasional furniture

flat feet in chrome

All hinged-doors incl. cushioned hinges

| Description | Dimensions cm | | | Art. no. | GBP |
|---|---------------|----|----|------------|-----|
| | W | H | D | | |
|  <p>Drawer unit with 4 drawers</p> <ul style="list-style-type: none"> - Front in carcass colour - Front in pebble grey finish - Front in white - Front in champagne finish - Front glass pebble grey - Front glass white - Front glass champagne | 75 | 86 | 43 | 117 | |
| | 75 | 86 | 43 | 118 | |
| | 75 | 86 | 43 | 119 | |
| | 75 | 86 | 43 | 144 | |
| | 75 | 86 | 43 | 121 | |
| | 75 | 86 | 43 | 122 | |
| | 75 | 86 | 43 | 131 | |
|  <p>Combination dresser, 4 pull-outs in centre, 2 outside doors, each with one adjustable shelf behind</p> <ul style="list-style-type: none"> - Front in carcass colour - Drawers in pebble grey finish - Drawers in white - Drawers in champagne finish - Drawers glass pebble grey - Drawers glass white - Drawers glass champagne | 149 | 86 | 43 | 124 | |
| | 149 | 86 | 43 | 125 | |
| | 149 | 86 | 43 | 126 | |
| | 149 | 86 | 43 | 145 | |
| | 149 | 86 | 43 | 128 | |
| | 149 | 86 | 43 | 129 | |
| | 149 | 86 | 43 | 132 | |
|  <p>Wall mirror, for lateral or vertical mounting</p> | 110 | 85 | 3 | 086 | |
| | | | | | |
|  <p>Wall mirror</p> | 50 | 80 | 3 | 087 | |
| | | | | | |